

Fund 11: Category 3 Projects

(TPC \$ and Schedule) based upon Final FY 2025-29 Five-Year Plan

Planning

Design

Construction

Closeout

- Existing infrastructure with BRE ≤ 75
- NEW Infrastructure
- Placeholder/Small Caps

Type of Improvement

Fiscal Year

2025 | 2026 | 2027 | 2028 | 2029 | 2030 | 2031 | 2032 | 2033 | 2034 | 2035 | 2036 | 2037 | 2038 | 2039

Buildings & Grounds



Small Capital Improvement Project



Fund 12: Category 1 Projects

(TPC \$ and Schedule) based upon Final FY 2025-29 Five-Year Plan

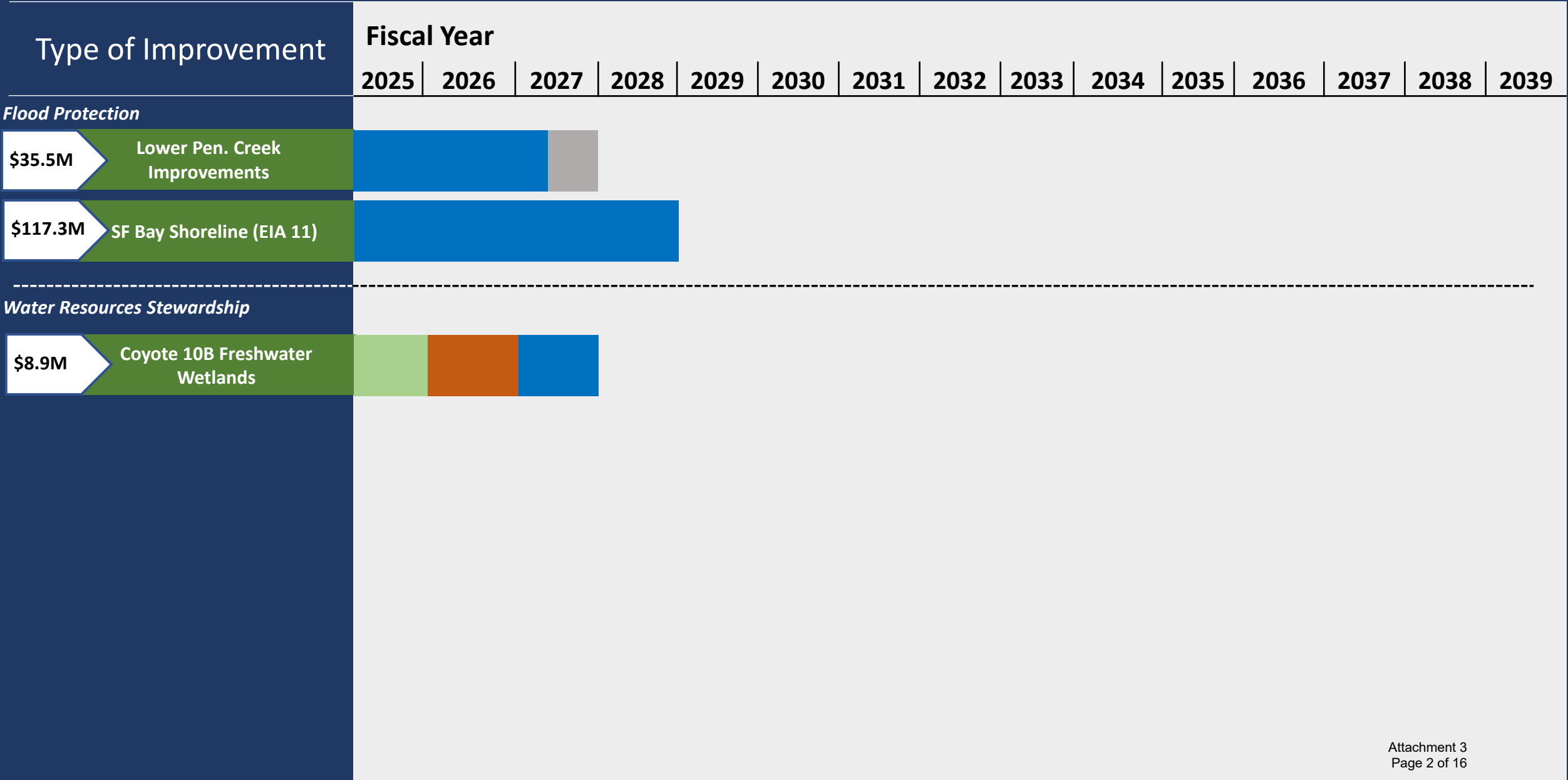
Planning

Design

Construction

Closeout

- Existing infrastructure with BRE ≥ 88; and/or
- In construction and/or mandated



Fund 12: Category 2 Projects

(TPC \$ and Schedule) based upon Final FY 2025-29 Five-Year Plan

Planning

Design

Construction

Closeout

- Existing infrastructure with BRE 76-87

| Type of Improvement | Fiscal Year | | | | | | | | | | | | | | | | |
|--|-------------|------|------|------|------|------|------|------|------|------|------|------|------|------|------|--|--|
| | 2025 | 2026 | 2027 | 2028 | 2029 | 2030 | 2031 | 2032 | 2033 | 2034 | 2035 | 2036 | 2037 | 2038 | 2039 | | |
| <i>Flood Protection</i> | | | | | | | | | | | | | | | | | |
| <div style="display: flex; align-items: center;"> <div style="background-color: white; color: black; padding: 5px; margin-right: 10px;">\$107M</div> <div style="background-color: #4F812E; color: white; padding: 5px;"> Guadalupe River Capacity Restoration </div> </div> | | | | | | | | | | | | | | | | | |
| <hr style="border-top: 1px dashed black;"/> | | | | | | | | | | | | | | | | | |
| <i>Water Resources Stewardship</i> | | | | | | | | | | | | | | | | | |
| <div style="display: flex; align-items: center;"> <div style="background-color: white; color: black; padding: 5px; margin-right: 10px;">\$15.5M</div> <div style="background-color: #4F812E; color: white; padding: 5px;"> Calabazas/San Tomas Ck Marsh Connection </div> </div> | | | | | | | | | | | | | | | | | |

Fund 12: Category 3 Projects

(TPC \$ and Schedule) based upon Final FY 2025-29 Five-Year Plan



- Existing infrastructure with BRE ≤ 75
- NEW Infrastructure
- Placeholder/Small Caps

Type of Improvement

Fiscal Year

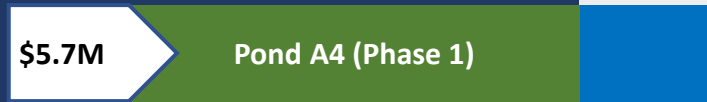
2025 | 2026 | 2027 | 2028 | 2029 | 2030 | 2031 | 2032 | 2033 | 2034 | 2035 | 2036 | 2037 | 2038 | 2039

Flood Protection

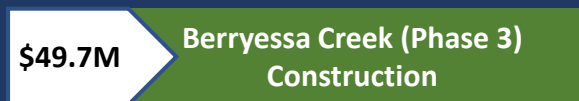


*Schedule displayed here is for Phases 1 through 3 of the Berryessa Creek project

Water Resources Stewardship



Placeholder Projects



**In addition to the \$27.9M shown here in Fund 12, the Ogier Ponds Project has \$13.8M in Fund 26. Fund 61 also includes planned funding for Ogier Ponds in the amount of \$77.9M, which includes placeholder project dollars of \$27.9 and \$50M earmarked in ADSRP for project mitigation.

Small Capital Improvements



Fund 26: Category 1 Projects

(TPC \$ and Schedule) based upon Final FY 2025-29 Five-Year Plan



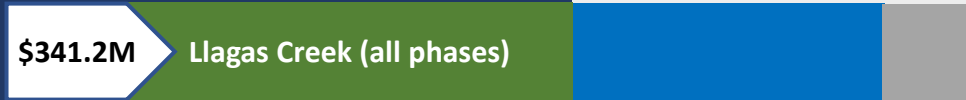
- Existing infrastructure with BRE ≥ 88; and/or
- In construction and/or mandated

Type of Improvement

Fiscal Year

2025 | 2026 | 2027 | 2028 | 2029 | 2030 | 2031 | 2032 | 2033 | 2034 | 2035 | 2036 | 2037 | 2038 | 2039

Flood Protection



Water Resources Stewardship



*In addition to the \$13.8M shown here in Fund 26, the Ogier Ponds Project has \$27.9M in placeholder dollars in Fund 12. Fund 61 also includes planned funding for Ogier Ponds in the amount of \$77.9M, which includes placeholder project dollars of \$27.9M and \$50M earmarked in ADSRP for project mitigation.

Water Supply - Transmission



Fund 26: Category 2 Projects

(TPC \$ and Schedule) based upon Final FY 2025-29 Five-Year Plan

Planning

Design

Construction

Closeout

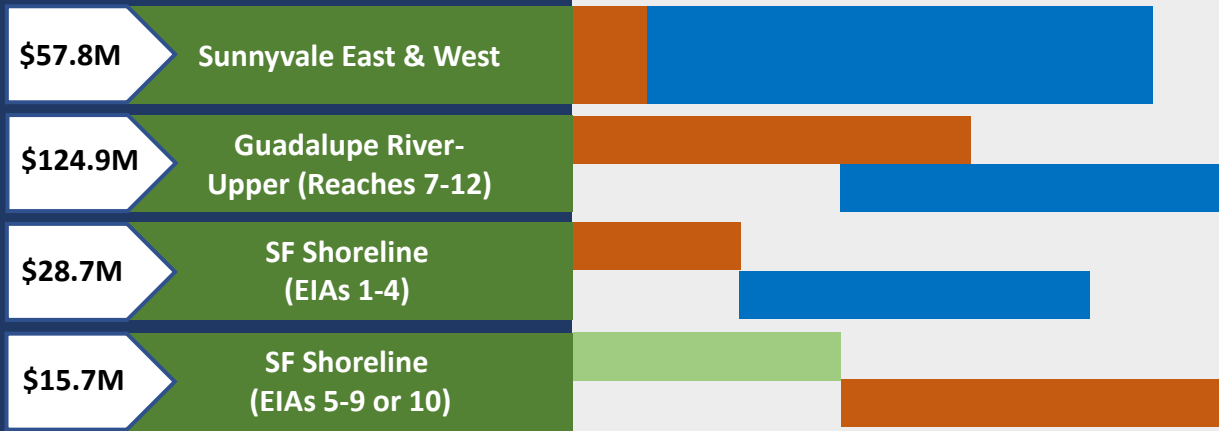
• Existing infrastructure with BRE 76-87

Type of Improvement

Fiscal Year

2025 | 2026 | 2027 | 2028 | 2029 | 2030 | 2031 | 2032 | 2033 | 2034 | 2035 | 2036 | 2037 | 2038 | 2039

Flood Protection



Fund 26: Category 3 Projects

(TPC \$ and Schedule) based upon Final FY 2025-29 Five-Year Plan



- Existing infrastructure with BRE ≤ 75
- NEW Infrastructure
- Placeholder/Small Caps

Type of Improvement

Fiscal Year

2025 | 2026 | 2027 | 2028 | 2029 | 2030 | 2031 | 2032 | 2033 | 2034 | 2035 | 2036 | 2037 | 2038 | 2039

Flood Protection

\$7.8M

Berryessa Creek, Phase 3-
Planning & Design




\$12.1M

Upper Penitencia Creek,
Coyote Ck- Dorel



\$101.8M

SF Creek, SF Bay to
Middlefield, Construction



\$38.1M

Guadalupe River (R6)*

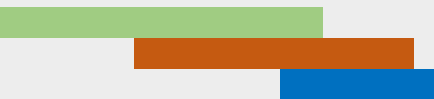


*Guadalupe River Reach 6 Phase I, gravel Augmentation complete. Phase II construction in FY29-30

Water Resources Stewardship

\$9.3M

SCW D4.3 Fish Passage
Improvements

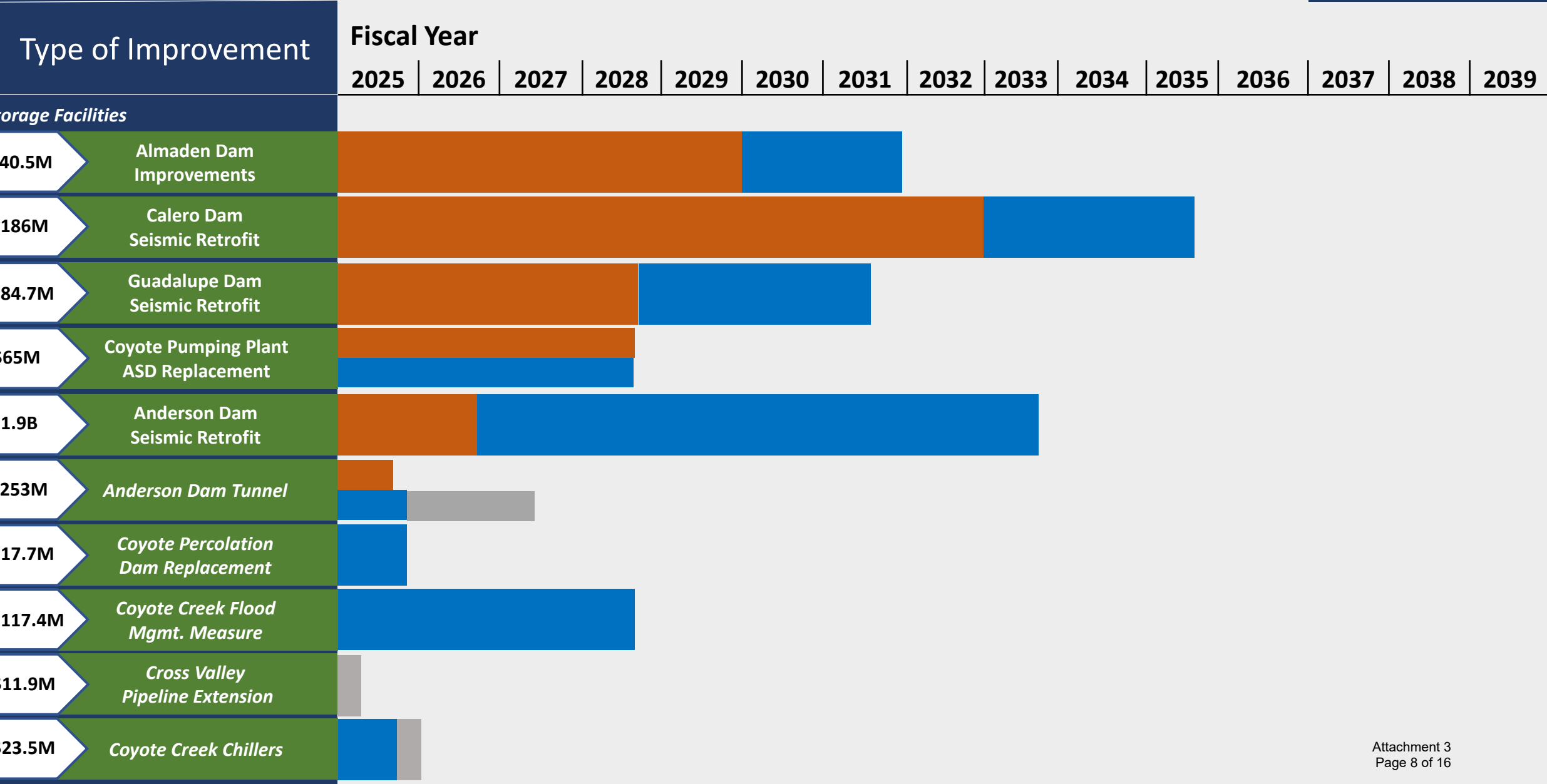


Fund 61: Category 1 Projects

(TPC \$ and Schedule) based upon Final FY 2025-29 Five-Year Plan



- Existing infrastructure with BRE ≥ 88; and/or
- In construction and/or mandated

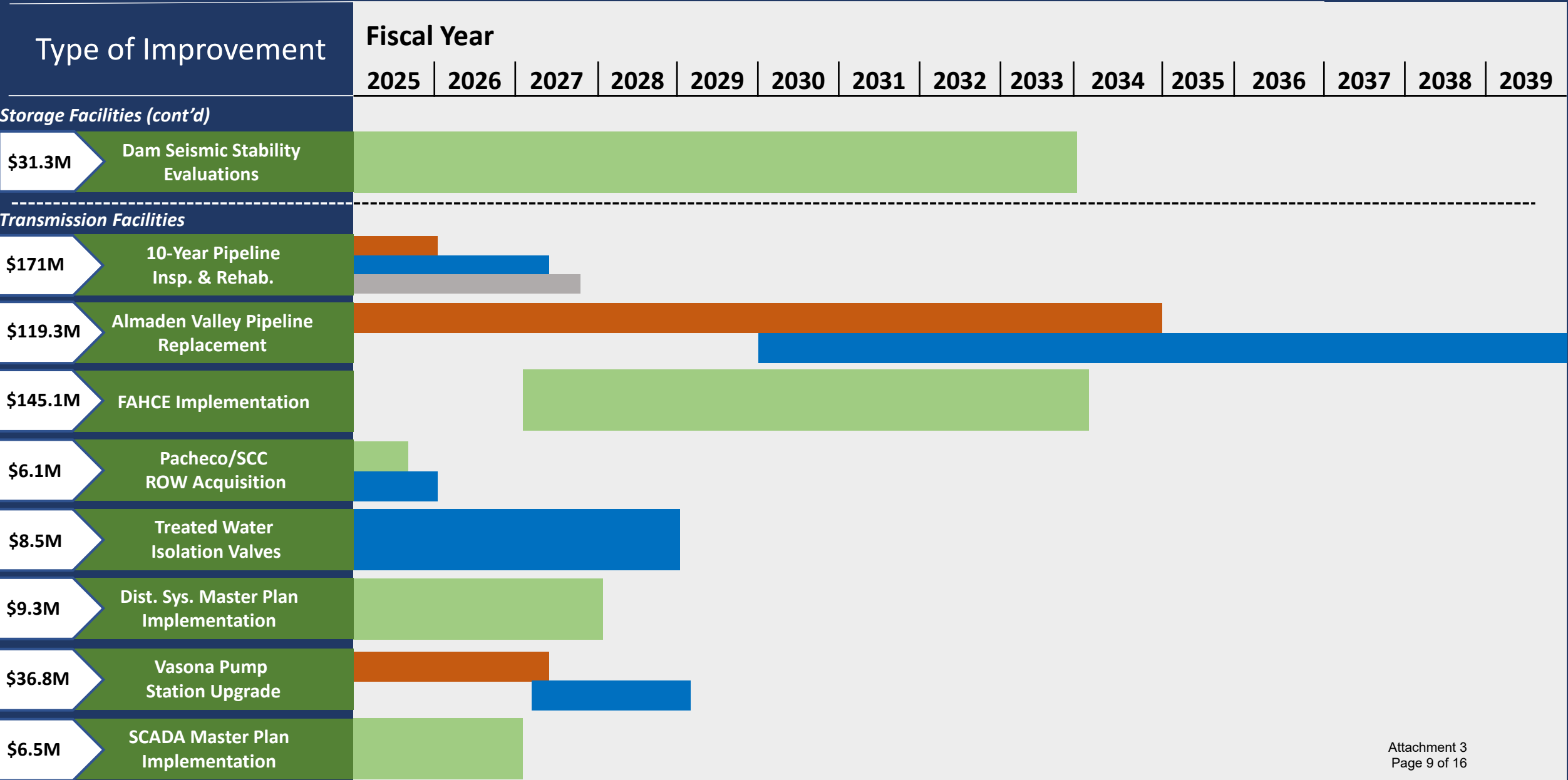


Fund 61: Category 1 Projects

(TPC \$ and Schedule) based upon Final FY 2025-29 Five-Year Plan



- Existing infrastructure with BRE ≥ 88; and/or
- In construction and/or mandated



Fund 61: Category 1 Projects

(TPC \$ and Schedule) based upon Final FY 2025-29 Five-Year Plan



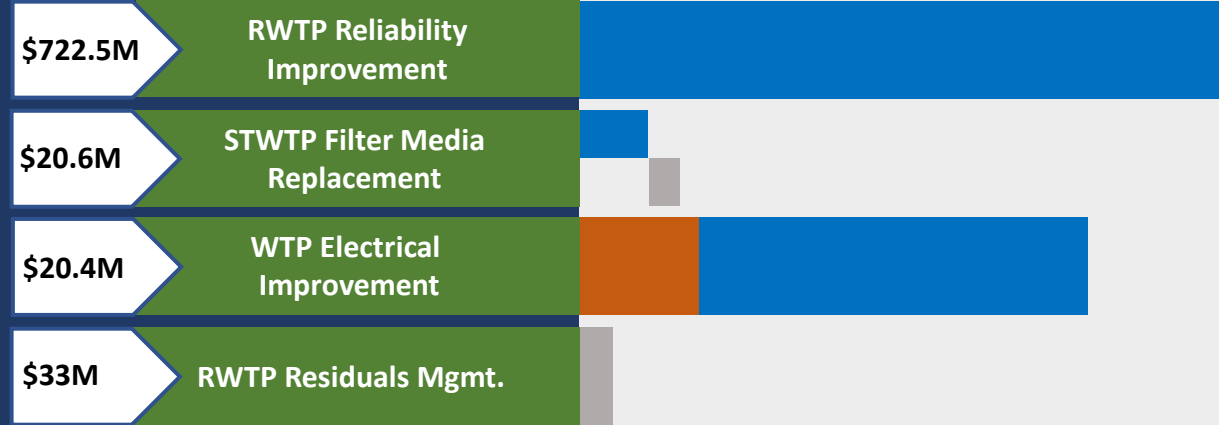
- Existing infrastructure with BRE ≥ 88; and/or
- In construction and/or mandated

Type of Improvement

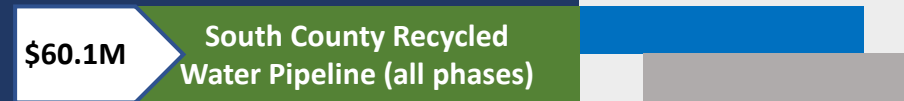
Fiscal Year

2025 | 2026 | 2027 | 2028 | 2029 | 2030 | 2031 | 2032 | 2033 | 2034 | 2035 | 2036 | 2037 | 2038 | 2039

Treatment Facilities



Recycled Water Facilities



Placeholder Projects



*In addition to the \$27.9M shown here in Fund 61, the Ogier Ponds Project has \$13.8M in Fund 26. In Addition to this placeholder project, Fund 61 includes planned funding for Ogier Ponds in the amount of \$50M earmarked in ADSRP for project mitigation.

Fund 61: Category 2 Projects

(TPC \$ and Schedule) based upon Final FY 2025-29 Five-Year Plan

Planning

Design

Construction

Closeout

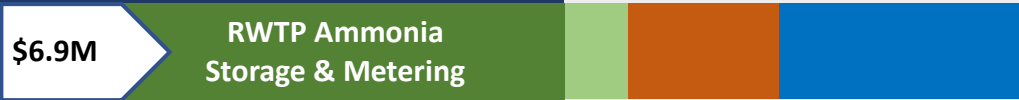
- Existing infrastructure with BRE 76-87

Type of Improvement

Fiscal Year

2025 | 2026 | 2027 | 2028 | 2029 | 2030 | 2031 | 2032 | 2033 | 2034 | 2035 | 2036 | 2037 | 2038 | 2039

Treatment Facilities



Transmission Facilities



Fund 61: Category 3 Projects

(TPC \$ and Schedule) based upon Final FY 2025-29 Five-Year Plan



- Existing infrastructure with BRE ≤ 75
- NEW Infrastructure
- Placeholder/Small Caps

Type of Improvement

Fiscal Year

2025 | 2026 | 2027 | 2028 | 2029 | 2030 | 2031 | 2032 | 2033 | 2034 | 2035 | 2036 | 2037 | 2038 | 2039

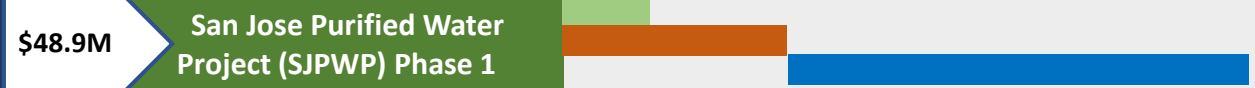
Storage Facilities



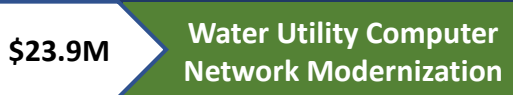
Treatment Facilities



Recycled Water Facilities



Small Capital Improvement Project



Fund 61: Category 3 Projects

(TPC \$ and Schedule) based upon Final FY 2025-29 Five-Year Plan

Planning

Design

Construction

Closeout

- Existing infrastructure with BRE ≤ 75
- NEW Infrastructure
- Placeholder/Small Caps

Type of Improvement

Fiscal Year

2025 | 2026 | 2027 | 2028 | 2029 | 2030 | 2031 | 2032 | 2033 | 2034 | 2035 | 2036 | 2037 | 2038 | 2039

Small Capital Improvement Projects

\$79.7M San Felipe (Reaches 1-3)

\$14.8M Raw Water Transmission

\$1.27M Treated Water Transmission

\$60.7M Water Treatment

Placeholder Projects

\$20M WS Habitat Enhancements

Fund 73: Category 1 Projects

(TPC \$ and Schedule) based upon Final FY 2025-29 Five-Year Plan

Planning

Design

Construction

Closeout

- Existing infrastructure with BRE ≥ 88; and/or
- In construction and/or mandated

| Type of Improvement | Fiscal Year | | | | | | | | | | | | | | |
|-------------------------------|-------------|------|------|------|------|------|------|------|------|------|------|------|------|------|------|
| | 2025 | 2026 | 2027 | 2028 | 2029 | 2030 | 2031 | 2032 | 2033 | 2034 | 2035 | 2036 | 2037 | 2038 | 2039 |
| <i>Information Technology</i> | | | | | | | | | | | | | | | |
| \$2.6M IT Disaster Recovery | | | | | | | | | | | | | | | |
| \$1.3M Data Consolidation | | | | | | | | | | | | | | | |

Fund 73: Category 3 Projects

(TPC \$ and Schedule) based upon Final FY 2025-29 Five-Year Plan

Planning

Design

Construction

Closeout

- Existing infrastructure with BRE ≤ 75
- NEW Infrastructure
- Placeholder/Small Caps

Type of Improvement

Fiscal Year

2025 | 2026 | 2027 | 2028 | 2029 | 2030 | 2031 | 2032 | 2033 | 2034 | 2035 | 2036 | 2037 | 2038 | 2039

Small Capital Improvement Project

\$20.8M

Software Upgrades & Enhancements

| | | | | | | | | | | | | | | | | | |
|--|--|--|--|--|--|--|--|--|--|--|--|--|--|--|--|--|--|
| | | | | | | | | | | | | | | | | | |
|--|--|--|--|--|--|--|--|--|--|--|--|--|--|--|--|--|--|

THIS PAGE INTENTIONALLY LEFT BLANK