



# Encampment Cleanup Operations Update

Environmental Creek Cleanup Committee  
January 20, 2026



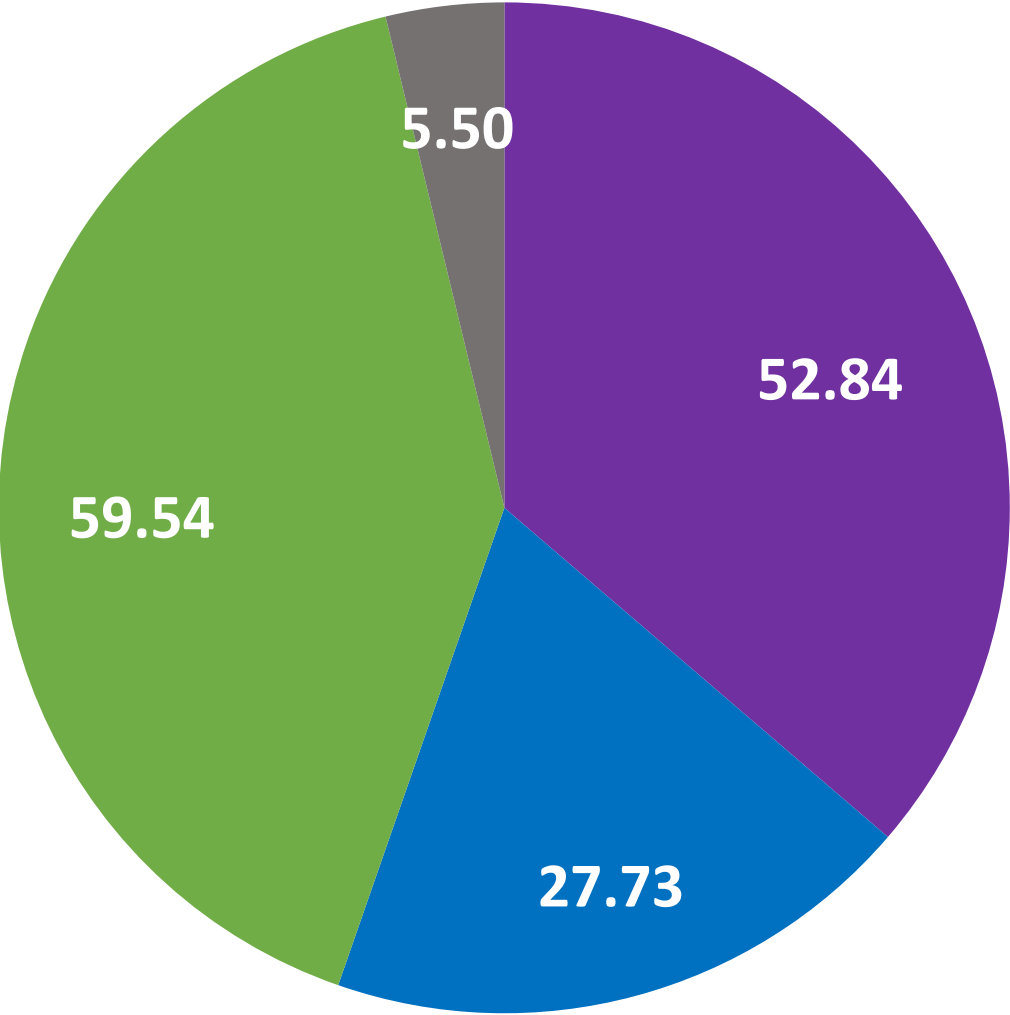
## **SJPD and Creek Safety Issues Update: Stream Stewardship Law Enforcement (SSLE)**

- **September 5, 2025 Statistics:**  
0 arrests; 0 citations; 0 warrants associated to the individuals arrested/cited; however, officers admonished numerous individuals about trespassing on VW property to assist with an upcoming abatement.
- **September 19, 2025 Statistics:** 2 arrests; 1 citations; 2 warrants associated to the individuals arrested/cited; one arrest was for a parolee in possession of tear gas.
- **October 10, 2025 Statistics:** 0 arrests; 1 citations; 3 warrants associated to the individuals arrested/cited.

## **SJPD and Creek Safety Issues Update: Stream Stewardship Law Enforcement (SSLE)**





- **October 24, 2025 Statistics:**  
0 arrests; 3 citations; 0 warrants associated to the individuals arrested/cited.
- **November 21, 2025 Statistics:** 0 arrests; 0 citations; 0 warrants associated to the individuals arrested/cited; officers admonished numerous individuals about trespassing on VW property.

# Encampment Cleanup Update: August 23 – November 30, 2025



**145.60 Tons  
Removed**

Watershed:

-  Coyote
-  Guadalupe
-  Uvas/Llagas
-  West Valley



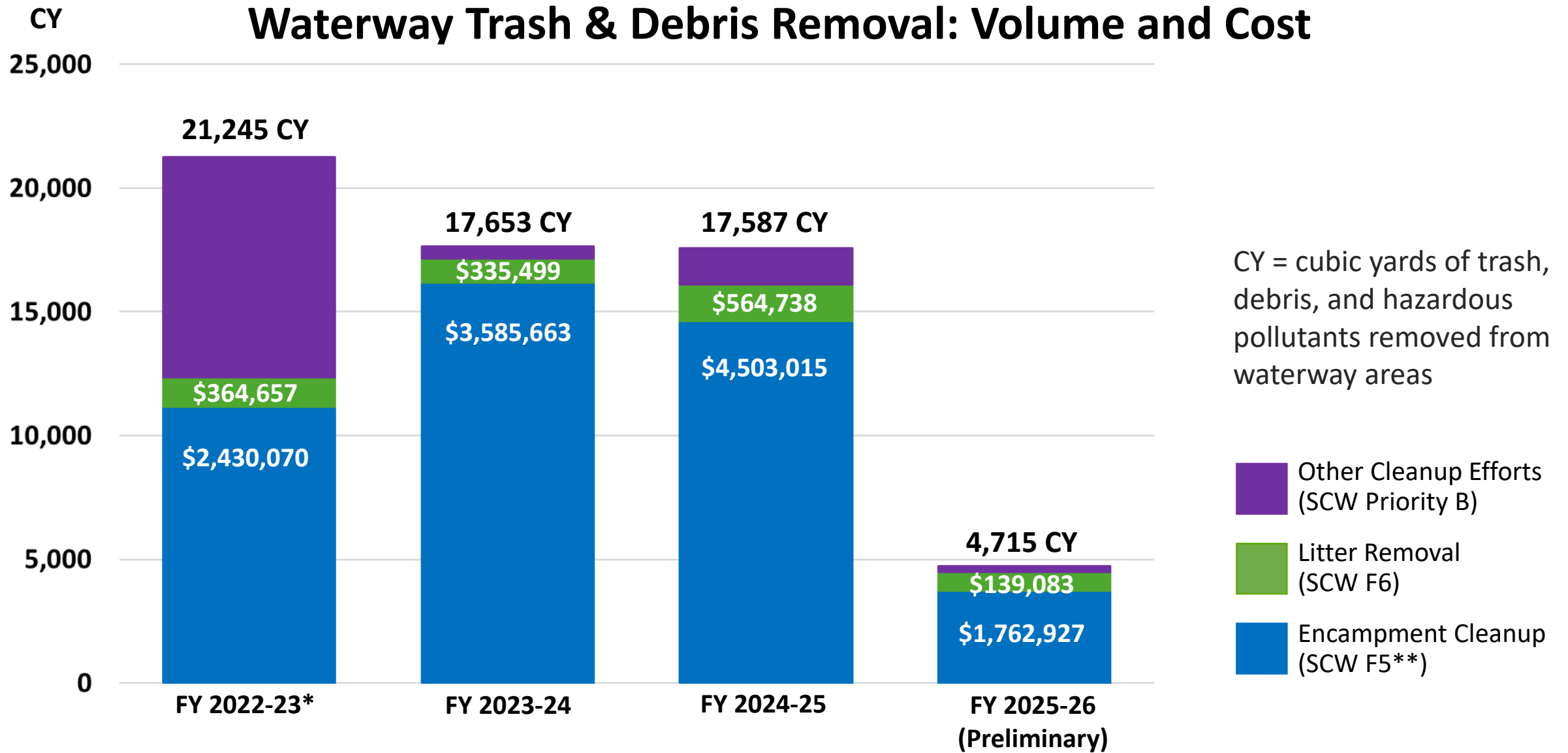
Uvas Creek (Before)



Uvas Creek (After)

# Encampment Cleanup Program Costs

Encampment Cleanup Cost Categories	FY21	FY22	FY23	FY24	FY25	FY26 (preliminary)
<b>Internal Labor</b> <i>(Salaries, benefits, and overhead)</i>	\$153,523	\$1,321,519	\$1,428,700	\$1,613,881	\$2,147,548	\$984,433
<b>Skilled Contract Labor</b>	\$131,368	\$810,216	\$850,515	\$1,016,341	\$1,200,654	\$320,469
<b>SCC Outreach Services</b>	N/A	N/A	N/A	\$45,956	\$151,167	\$23,750
<b>Portable Toilet Facilities Program</b>	N/A	N/A	N/A	\$76,865	\$99,184	\$20,015
<b>SJPD Secondary Employment</b>	\$3,743	\$10,675	\$77,595	\$175,230	\$220,640	\$99,540
<b>SJPD Stream Stewardship Law Enforcement (SSLE)*</b> <i>*FY20-23 SSLE expenditures of \$524,160.21 were charged to SCW Priority B projects rather than Encampment Cleanup</i>	N/A	N/A	N/A	\$221,826	\$124,597	\$50,269
<b>Trash Disposal</b>	\$6,566	\$42,525	\$25,115	\$88,938	\$116,769	\$55,961
<b>Lease &amp; Rental Equipment</b>	\$10,148	\$11,711	\$10,699	\$12,774	\$6,549	N/A
<b>Other Costs</b> <i>(agreements, construction materials, supplies, equipment, tools, fuel, chemicals, etc.)</i>	\$59,548	\$19,650	\$37,446	\$334,002	\$353,185	\$208,490
<b>Encampment Cleanup Cost - Totals:</b>	<b>\$364,896</b>	<b>\$2,216,296</b>	<b>\$2,430,070</b>	<b>\$3,585,813</b>	<b>\$4,420,292</b>	<b>\$1,762,927</b>



\* In FY 2022-23, under *Other Cleanup Efforts*, Valley Water removed 7,910 cubic yards of encampment-generated trash and debris along Coyote Creek, paving the way for the construction of the Coyote Creek Flood Management Measures Project (CCFMMP).

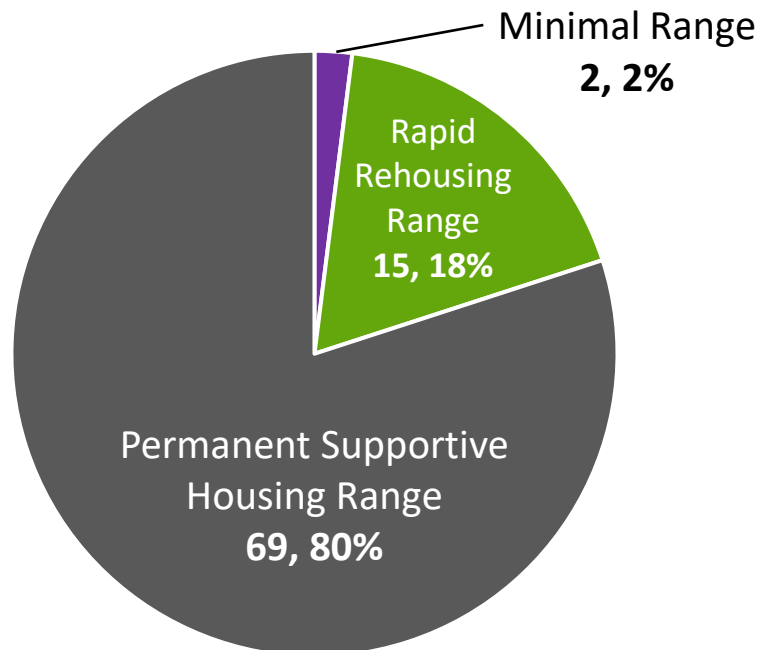
\*\*Beginning in FY 2024-25, Valley Water allocated additional funding for encampment cleanup operations from its Watershed & Stream Stewardship Fund to augment the funding provided by the voter-approved Safe, Clean Water Program.

# Valley Water OSH Outreach Report – July to November 2025

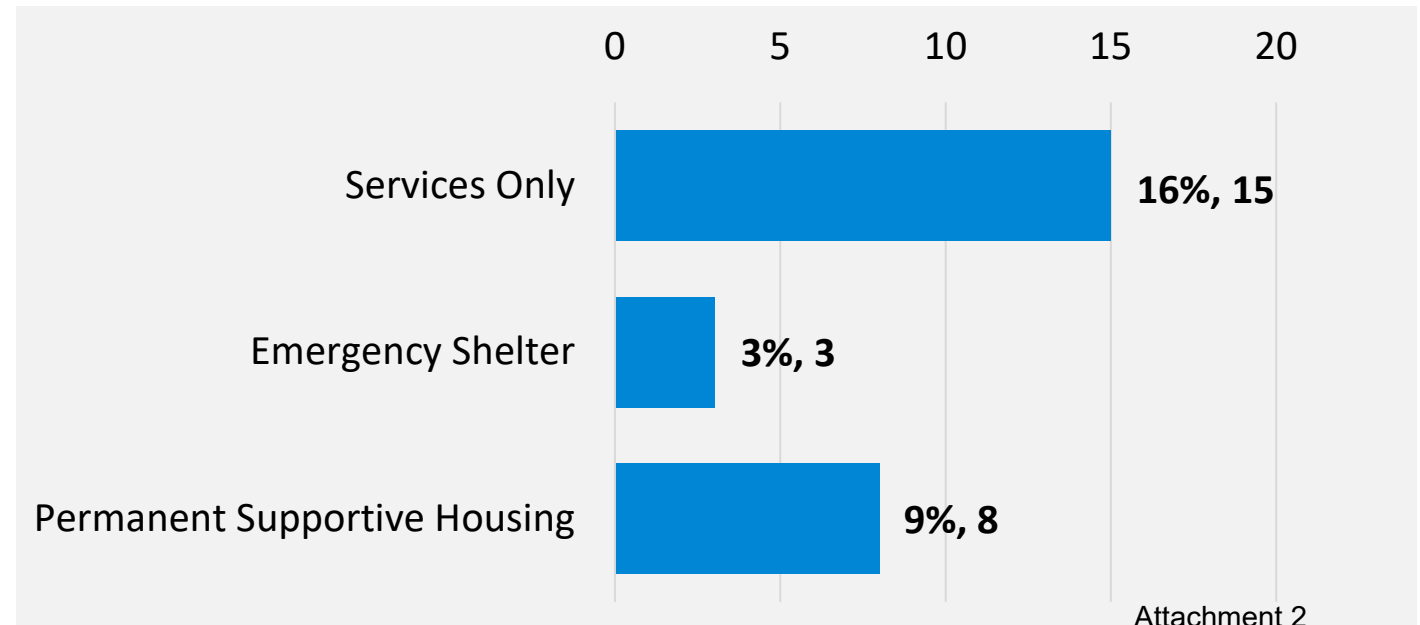
The following shows characteristics for 94 households (98 individuals) currently enrolled in Community Hotline – Hotline Outreach (Valley Water OSH). Enrollments are from July 1, 2025, to November 30, 2025. One client exited from the program during this period.

- 86 households have taken a VI-SPDAT housing assessment, with 15 (18%) scoring in the Rapid Rehousing level of need and 69 (80%) scoring in the Permanent Supportive Housing level of need (based on their most recent VI-SPDAT assessment).
- 8 households are currently enrolled and housed in a Permanent Supportive Housing program.

## By VI-SPDAT Level of Need



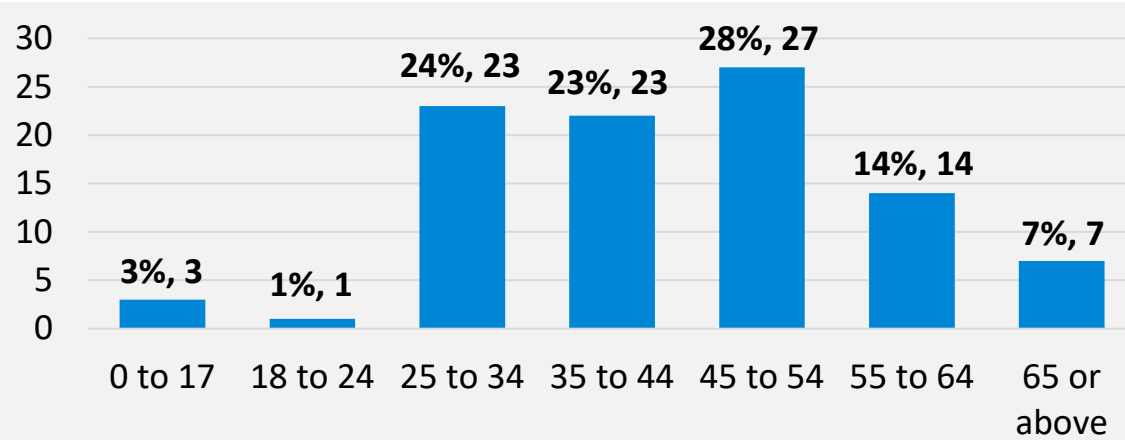
## Valley Water OSH Outreach Households Active on Community Queues or HMIS Programs



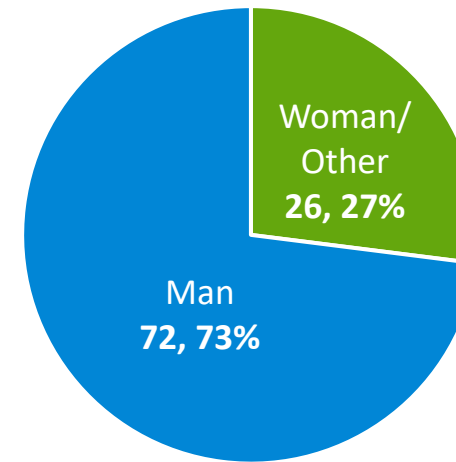
# Valley Water OSH Outreach Report – July to November 2025

The following are demographics for 98 individuals currently enrolled in Community Hotline – Hotline Outreach (Valley Water OSH).

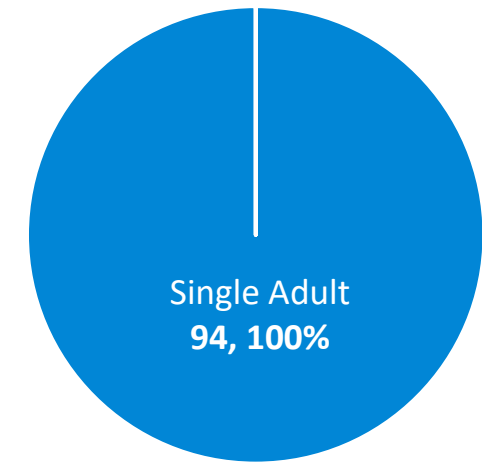
## By Current Age Tier



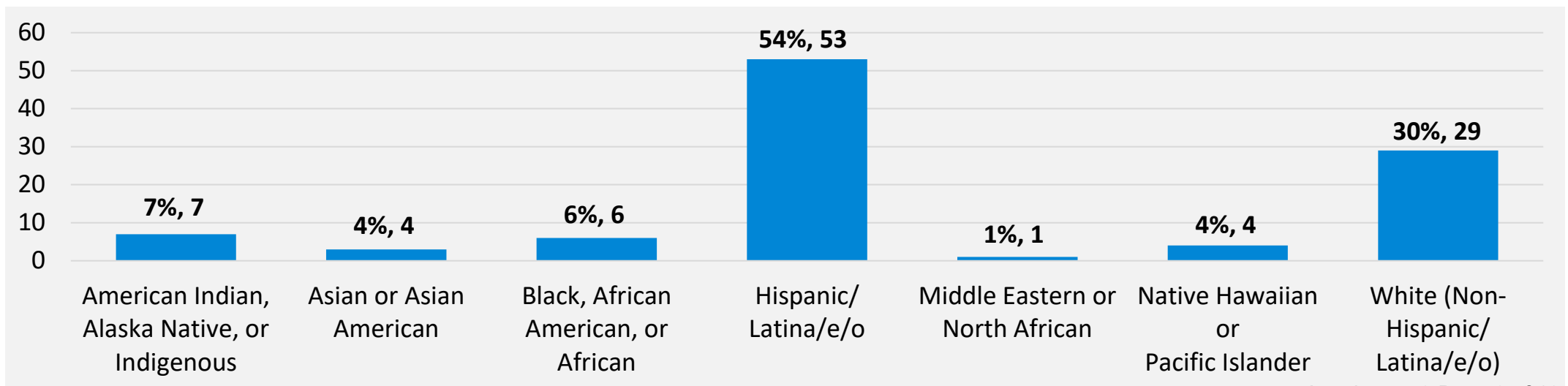
## By Gender



## By Household Type



## By Race and Ethnicity (Multiple Responses Allowed)





# Needle Exchange and Animal Services Programs

- 9/10/25 ECCC meeting – Committee requested information on needle exchange and animal services programs within Santa Clara County
- Staff researched available programs and provided summary of available resources
- Additional resources will be valuable if staff encounters issues related to needles and animals at encampments



# QUESTIONS

