



Encampment Cleanup Operations Update

Environmental Creek Cleanup Committee
April 24, 2026

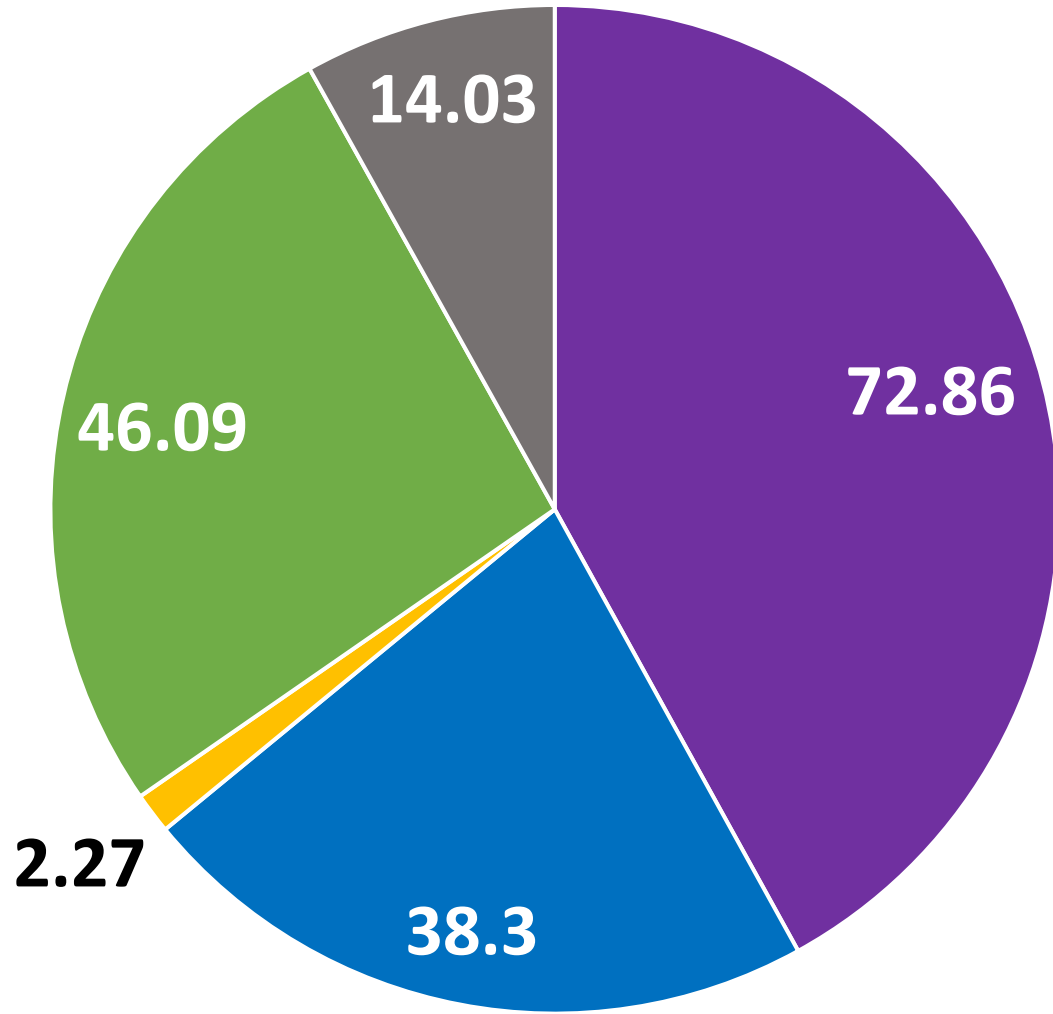
SJPD and Creek Safety Issues Update: Stream Stewardship Law Enforcement (SSLE)

- **December 12, 2025 Statistics:**
0 arrests; 0 citations; 0 warrants associated to the individuals arrested/cited
- **December 19, 2025 Statistics:** 0 arrests; 0 citations; 0 warrants associated to the individuals arrested/cited
- **January 2, 2026 Statistics:**
0 arrest; 0 citations; 0 warrants associated to the individuals arrested/cited
- **January 16, 2026 Statistics:** 0 arrests; 0 citations; 0 warrants associated to the individuals arrested/cited
- **January 23, 2026 Statistics:**
1 arrests; 0 citations; 3 warrants associated to the individuals arrested/cited
- **January 30, 2026 Statistics:**
0 arrests; 0 citations; 0 warrants associated to the individuals arrested/cited
- **February 27, 2026 Statistics:**
0 arrests; 6 citations; 2 warrants associated to the individuals arrested/cited
- **March 6, 2026 Statistics:**
0 arrests; 0 citations; 0 warrants associated to the individuals arrested/cited

SJPD and Creek Safety Issues Update: Stream Stewardship Law Enforcement (SSLE)






- **March 13, 2026 Statistics:**
0 arrests; 0 citations; 0 warrants
associated to the individuals arrested/cited
- **March 20, 2026 Statistics:** 0 arrests;
0 citations; 0 warrants associated to the
individuals arrested/cited

Encampment Cleanup Update: Dec 1, 2025 – Mar 30, 2026



**173.55 Tons
Removed**

Watershed:

-  Coyote
-  Guadalupe
-  Lower Peninsula
-  Uvas/Llagas
-  West Valley



Lower Silver Creek (Before)

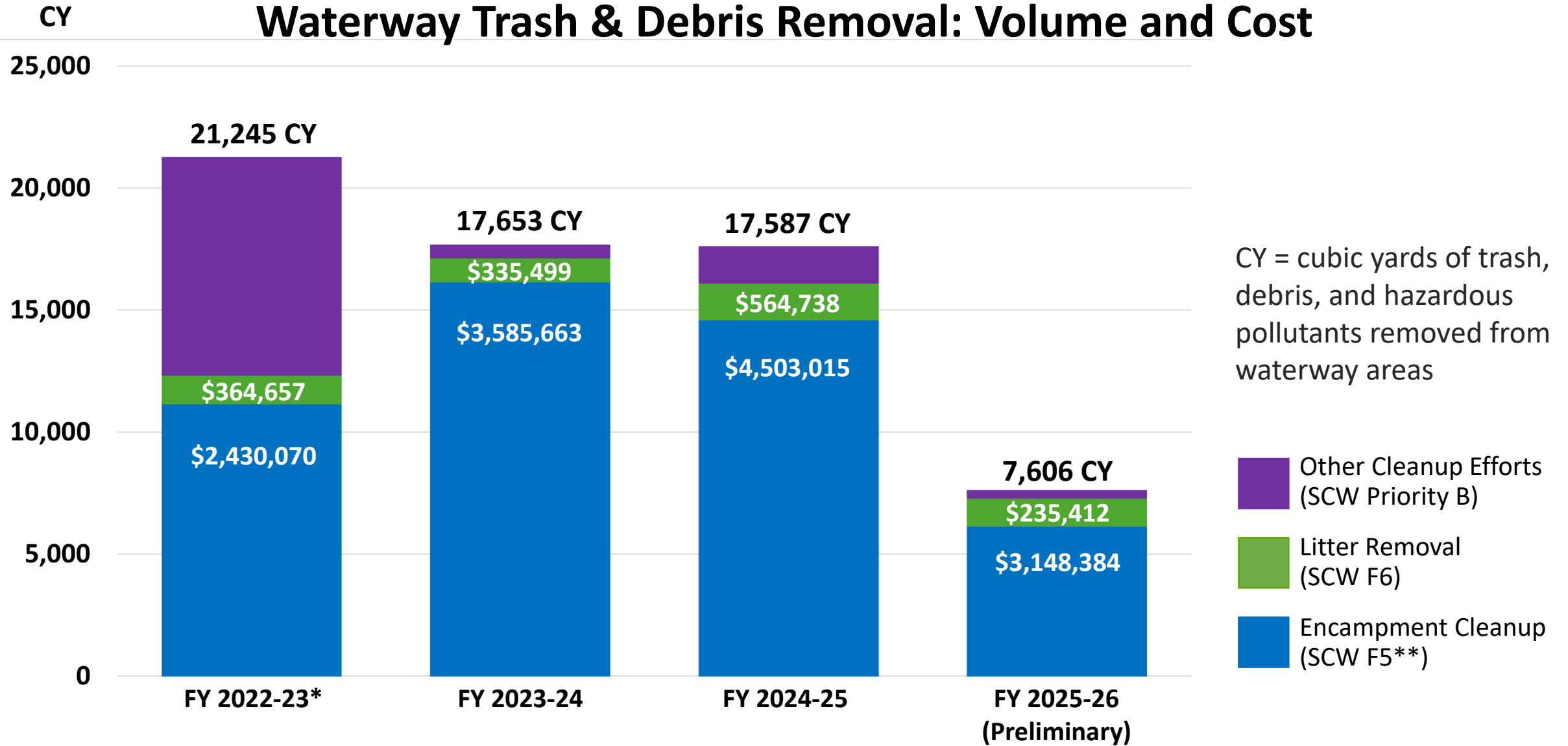


Lower Silver Creek (After)

Encampment Cleanup Program Costs

Encampment Cleanup Cost Categories	FY21	FY22	FY23	FY24	FY25	FY26 (preliminary)
Internal Labor <i>(Salaries, benefits, and overhead)</i>	\$153,523	\$1,321,519	\$1,428,700	\$1,613,881	\$2,147,548	\$1,584,602
Skilled Contract Labor	\$131,368	\$810,216	\$850,515	\$1,016,341	\$1,200,654	\$592,755
SCC Outreach Services	N/A	N/A	N/A	\$45,956	\$151,167	\$31,650
SJPD Secondary Employment	\$3,743	\$10,675	\$77,595	\$175,230	\$220,640	\$183,160
SJPD Stream Stewardship Law Enforcement (SSLE)* <i>*FY20-23 SSLE expenditures of \$524,160.21 were charged to SCW Priority B projects rather than Encampment Cleanup</i>	N/A	N/A	N/A	\$221,826	\$124,597	\$106,626
Trash Disposal	\$6,566	\$42,525	\$25,115	\$88,938	\$116,769	\$74,981
Lease & Rental Equipment	\$10,148	\$11,711	\$10,699	\$12,774	\$6,549	\$21,074
Other Costs <i>(agreements, construction materials, supplies, equipment, tools, fuel, chemicals, etc.)</i>	\$59,548	\$19,650	\$37,446	\$334,002	\$353,185	\$553,536
Encampment Cleanup Cost - Totals:	\$364,896	\$2,216,296	\$2,430,070	\$3,585,813	\$4,420,292	\$3,148,384

Waterway Trash & Debris Removal: Volume and Cost



* In FY 2022-23, under *Other Cleanup Efforts*, Valley Water removed 7,910 cubic yards of encampment-generated trash and debris along Coyote Creek, paving the way for the construction of the Coyote Creek Flood Management Measures Project (CCFMMP).

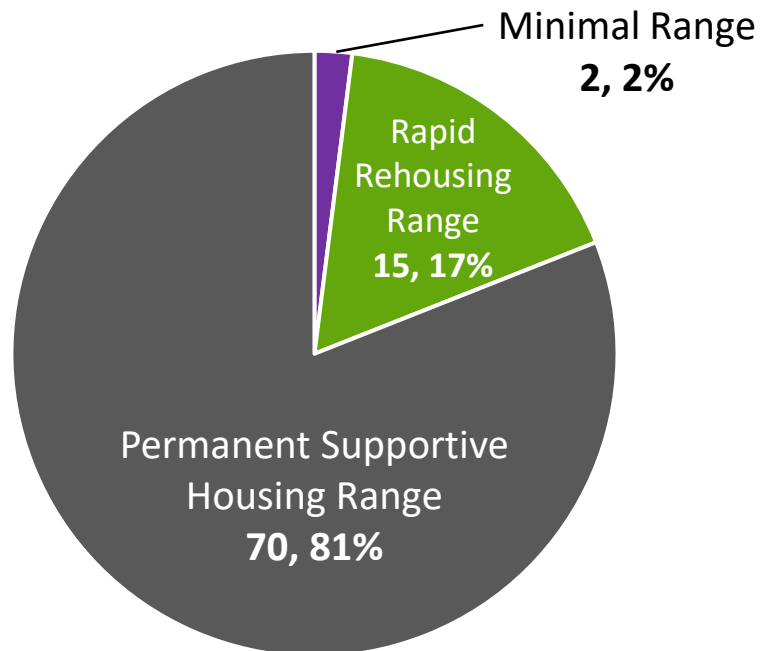
**Beginning in FY 2024-25, Valley Water allocated additional funding for encampment cleanup operations from its Watershed & Stream Stewardship Fund to augment the funding provided by the voter-approved Safe, Clean Water Program.

Valley Water OSH Outreach Report – December 2025 to March 2026

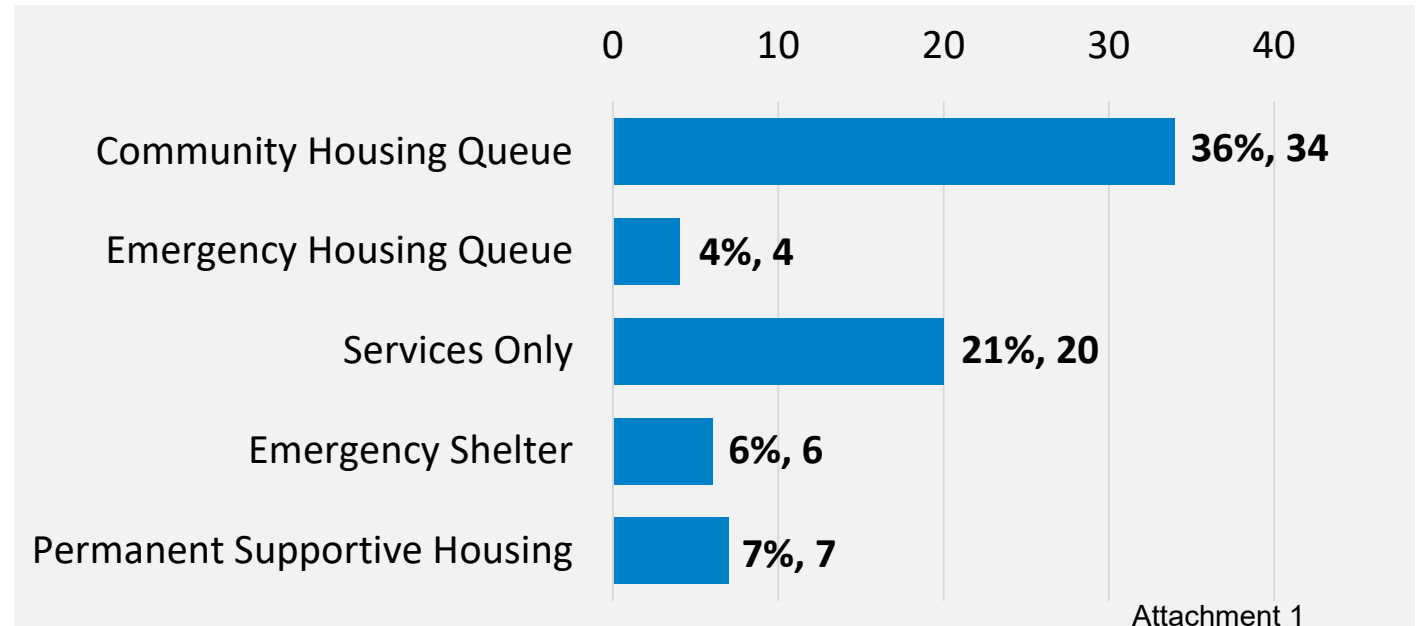
The following show characteristics for 95 households (99 individuals) currently enrolled in Community Hotline - Hotline Outreach (Valley Water OSH). Enrollments are from December 1, 2025 to March 31, 2026.

- 87 households have taken a VI-SPDAT housing assessment with 15 (17%) scoring in the Rapid Rehousing level of need and 70 (81%) scoring in the Permanent Supportive Housing level of need (based on their most recent VI-SPDAT assessment).
- 34 households are currently on the Community Housing Queue waiting for a housing opportunity and 4 households on the Emergency Shelter Queue waiting for a shelter placement.
- 20 households are currently enrolled in a service program and 4 households are enrolled in an Emergency Shelter program.
- 7 households are currently enrolled and housed in a Permanent Supportive Housing program.

By VI-SPDAT Level of Need



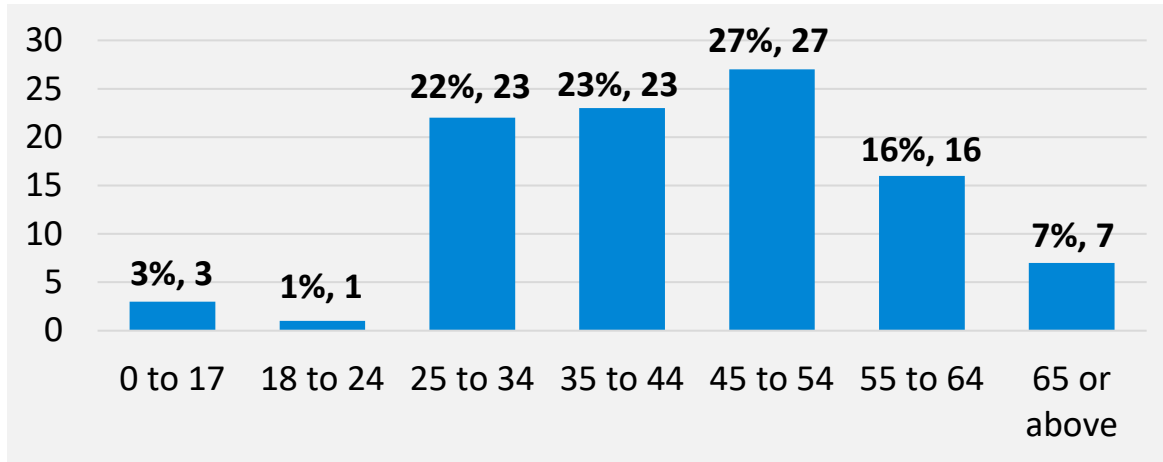
Valley Water OSH Outreach Households Active on Community Queues or HMIS Programs



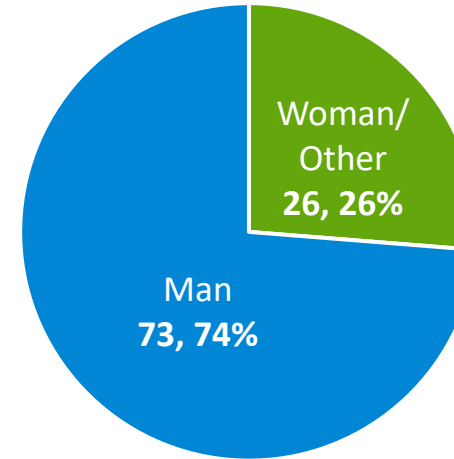
Valley Water OSH Outreach Report – December 2025 to March 2026

The following are demographics for 99 individuals currently enrolled in Community Hotline – Hotline Outreach (Valley Water OSH).

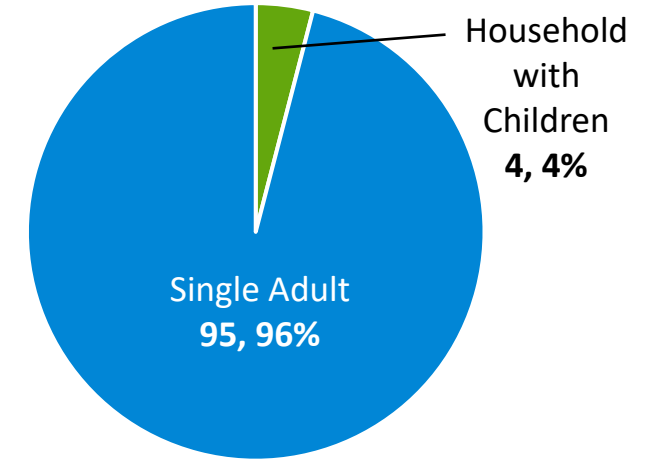
By Current Age Tier



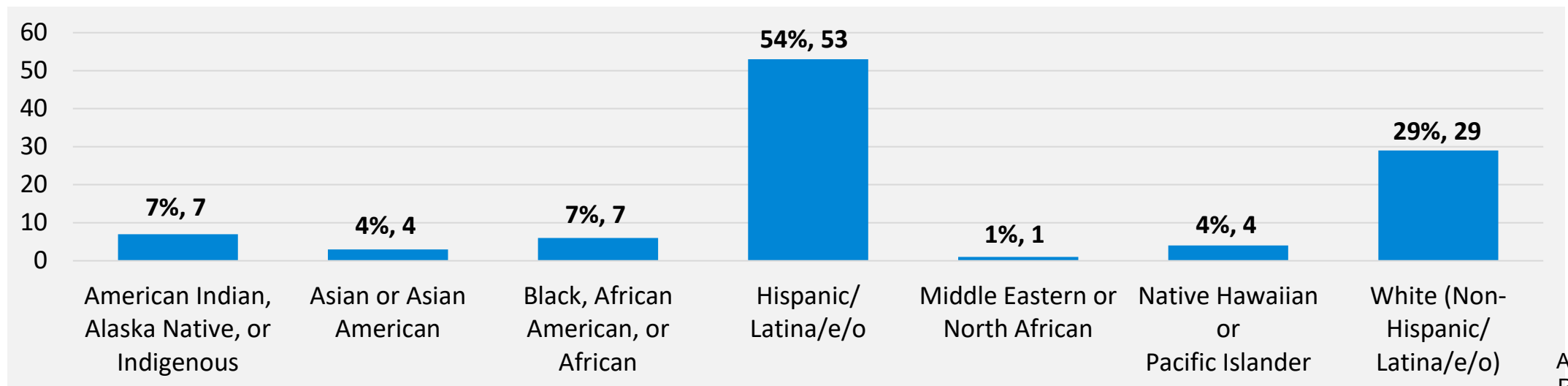
By Gender



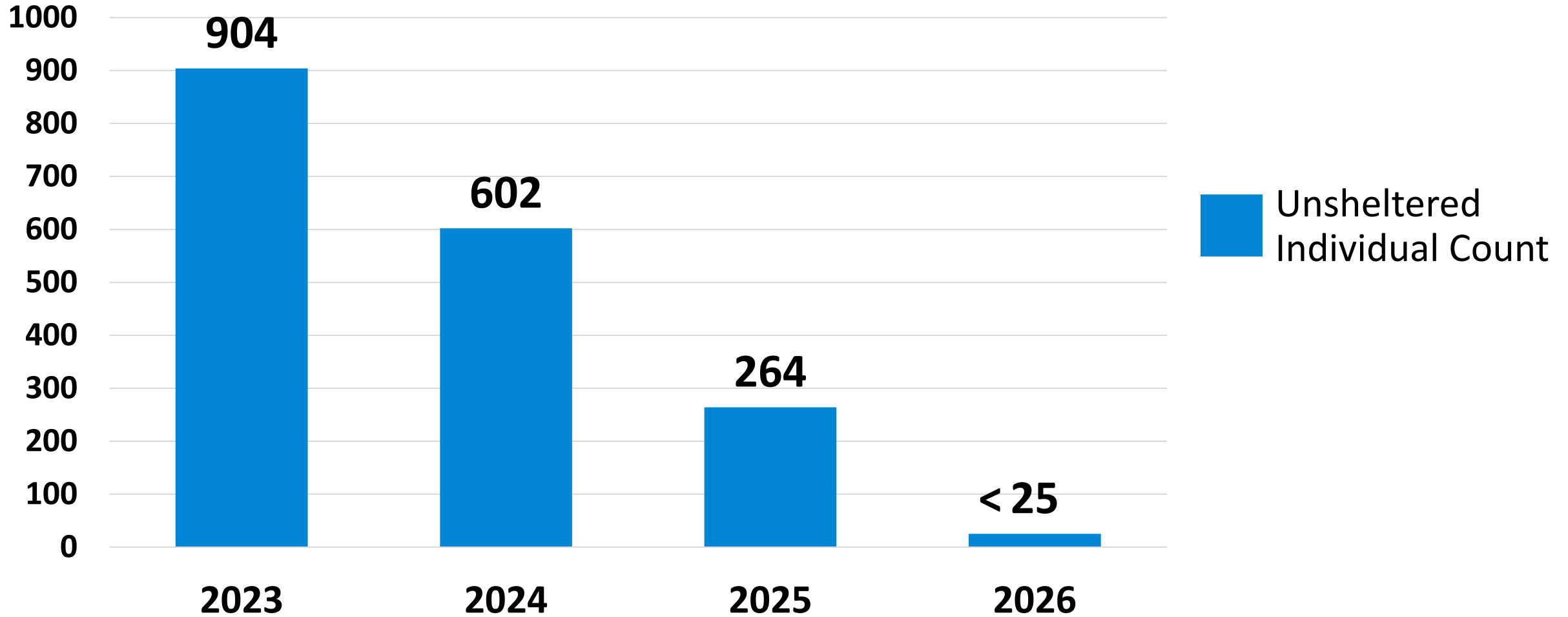
By Household Type



By Race and Ethnicity (Multiple Responses Allowed)



2023–2026 Unsheltered Individual Count



QUESTIONS

