

BONFANTE COLLISION CENTER
 QUALITY, INTEGRITY & SATISFACTION
 7560 RAILROAD STREET, GILROY, CA 95020
 Phone: (408) 842-1698
 FAX: (408) 842-9785

Workfile ID: f2d11
 PartsShare: 5
 Federal ID: 2707154
 Resale Number: SR GH 101-283025
 License Number: 11526
 BAR: ARD00259715

Preliminary Estimate

Customer: JONES, KIARA

Job Number:

Written By: JAMEEL CHOUDHRY

Insured: JONES, KIARA
 Type of Loss:
 Point of Impact: 07 Left Rear

Policy #:
 Date of Loss:

Claim #:
 Days to Repair: 0

Owner:
 JONES, KIARA
 200 EAST 10TH ST.
 GILROY, CA 95020
 (408) 824-2549 Cell

Inspection Location:
 BONFANTE COLLISION CENTER
 7560 RAILROAD STREET
 GILROY, CA 95020
 Repair Facility
 (408) 842-1698 Business

Insurance Company:
 CUSTOMER PAY


VEHICLE

2006 TOYO RAV4 Sport 4WD 4D UTV 6-3.5L Gasoline SFI WHITE


VIN: JTMBK32V666009451	Interior Color:	Mileage In: 227,617	Vehicle Out:
License: 8DIA535	Exterior Color: WHITE	Mileage Out:	
State: CA	Production Date: 7/2006	Condition:	Job #:

TRANSMISSION	Privacy Glass	FM Radio	Luggage/Roof Rack
Automatic Transmission	Console/Storage	Stereo	SEATS
Overdrive	CONVENIENCE	Search/Seek	Cloth Seats
4 Wheel Drive	Air Conditioning	CD Player	Bucket Seats
POWER	Intermittent Wipers	Auxiliary Audio Connection	WHEELS
Power Steering	Tilt Wheel	SAFETY	Aluminum/Alloy Wheels
Power Brakes	Cruise Control	Drivers Side Air Bag	PAINT
Power Windows	Rear Defogger	Passenger Air Bag	Clear Coat Paint
Power Locks	Keyless Entry	Anti-Lock Brakes (4)	OTHER
Power Mirrors	Rear Window Wiper	4 Wheel Disc Brakes	Fog Lamps
Heated Mirrors	Telescopic Wheel	Traction Control	Rear Spoiler
DECOR	RADIO	Stability Control	California Emissions
Dual Mirrors	AM Radio	ROOF	

Get live updates at www.carwise.com/e/3KQnXw



Preliminary Estimate


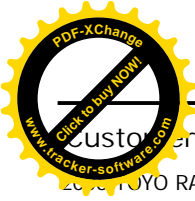


Customer: JONES, KIARA

Job Number

2020 TOYOTA RAV4 Sport 4WD 4D UTV 6-3.5L Gasoline SFI WHITE

Line	Oper	Description	Part Number	Qty	Extended Price \$	Labor	Paint
1		ROOF					
2	Blnd	LT Roof rail (HSS)					0.8
3	R&I	LT Drip molding				0.4	
4	R&I	LT Roof rail				0.5	
5	R&I	Center support				0.2	
6	R&I	Center support				0.2	
7		REAR DOOR					
8	Blnd	LT Door shell w/flare					1.0
9	R&I	LT Flare Japan built super white				0.3	
10	Repl	LT Stripe	759970R010	1	27.55		
11	Repl	LT Flare tape lower	759920R010	1	19.31	0.1	
12	Repl	LT Flare tape upper	759880R010	1	16.58	0.1	
13	R&I	LT Belt molding				0.3	
14	R&I	LT Handle, outside super white				0.3	
15	R&I	LT R&I trim panel				0.4	
16		QUARTER PANEL					
17	Repl	LT Quarter panel w/flare	616020R021	1	989.59	17.5	3.4
18		Add for Clear Coat					1.4
19	Refn	Fuel door					0.3
20		Add for Clear Coat					0.1
21	Repl	Fuel door rivet	9026906017	2	4.48		
22	R&I	LT Flare				0.4	
23	Refn	LT Flare					0.5
24		Overlap Minor Panel					-0.2
25		Add for Clear Coat					0.1
26	*	Subl LT Quarter glass Toyota w/o privacy +25%		1	125.00 X		
27	#	Repl URETHANE KIT		1	25.00		
28		REAR LAMPS					
29	R&I	LT Lens & housing				Incl.	
30		REAR BUMPER					
31	Repl	Bumper cover w/flare	5215942906	1	293.89	1.5	2.6
32		Add for Clear Coat					1.0
33		Add for flare				0.3	
34		Deduct for Rear Bumper R&I				-0.8	
35	R&I	LT Side molding w/flare				0.2	
36	Refn	LT Side molding w/flare					0.4
37		Overlap Minor Panel					-0.2
38		Add for Clear Coat					0.1
39		MISCELLANEOUS OPERATIONS					
40	#	Subl HAZARDOUS WASTE DISPOSAL		1	5.00 X		
41	#	MASK FOR OVERSPRAY		1	10.00	0.3	
42	#	Refn De-Nib & Finesse					1.5



Preliminary Estimate

Customer: JONES, KIARA

Job Number

2019 TOYOTA RAV4 Sport 4WD 4D UTV 6-3.5L Gasoline SFI WHITE

43	#	Refn	TINT COLOR				0.5
44	#	Repl	SEAM SEALER	1	15.00		0.5
45	#	Repl	FLEX ADDITIVE	1	7.50	X	
46	#	Repl	CORROSION PROTECTION	1	15.00		0.3
SUBTOTALS					1,553.90		23.0
							13.3

ESTIMATE TOTALS

Category	Basis	Rate	Cost \$
Parts			1,541.40
Body Labor	23.0 hrs @	\$ 105.00 /hr	2,415.00
Paint Labor	13.3 hrs @	\$ 105.00 /hr	1,396.50
Paint Supplies	13.3 hrs @	\$ 58.00 /hr	771.40
Miscellaneous			12.50
Subtotal			6,136.80
Sales Tax	\$ 2,187.80 @	9.0000 %	196.90
Grand Total			6,333.70

I AUTHORIZE THE ABOVE WORK AND ACKNOWLEDGE RECEIPT OF INVOICE SIGNED

X _____ DATE _____


CUSTOMER EMAIL _____

FOR YOUR PROTECTION CALIFORNIA LAW REQUIRES THE FOLLOWING TO APPEAR ON THIS FORM: ANY PERSON WHO KNOWINGLY PRESENTS FALSE OR FRAUDULENT CLAIM FOR THE PAYMENT OF A LOSS IS GUILTY OF A CRIME AND MAY BE SUBJECT TO FINES AND CONFINEMENT IN STATE PRISON.

THE FOLLOWING IS A LIST OF ABBREVIATIONS OR SYMBOLS THAT MAY BE USED TO DESCRIBE WORK TO BE DONE OR PARTS TO BE REPAIRED OR REPLACED:

MOTOR ABBREVIATIONS/SYMBOLS: D=DISCONTINUED PART, A=APPROXIMATE PRICE. LABOR TYPES: B=BODY LABOR, D=DIAGNOSTIC, E=ELECTRICAL, F=FRAME, G=GLASS, M=MECHANICAL, P=PAINT LABOR, S=STRUCTURAL, T=TAXED MISCELLANEOUS, X=NON TAXED MISCELLANEOUS. CCC ONE: ADJ=ADJACENT, ALGN=ALIGN, A/M=AFTERMARKET, BLND=BLEND, CAPA=CERTIFIED AUTOMOTIVE PARTS ASSOCIATION, D&R=DISCONNECT AND RECONNECT, EST=ESTIMATE, EXT. PRICE=UNIT PRICE MULTIPLIED BY THE QUANTITY, INCL=INCLUDED, MISC=MISCELLANEOUS, NAGS=NATIONAL AUTO GLASS SPECIFICATIONS, NON-ADJ=NON ADJACENT, O/H=OVERHAUL, OP=OPERATION, NO=LINE NUMBER, QTY=QUANTITY, RECOND=RECONDITION, REFN=REFINISH, REPL=REPLACE, R&I=REMOVE AND INSTALL, R&R=REMOVE AND REPLACE, RPR=REPAIR, RT=RIGHT, SECT=SECTION, SUBL=SUBLET, LT=LEFT, W/O=WITHOUT, W/_=WITH/_ SYMBOLS: #=MANUAL LINE ENTRY, *=OTHER [I.E..MOTORS DATABASE INFORMATION WAS CHANGED], **=DATABASE LINE WITH AFTERMARKET, N=NOTES ATTACHED TO LINE. OPT OEM=ORIGINAL EQUIPMENT MANUFACTURER PARTS EITHER OPTIONALLY SOURCED OR OTHERWISE PROVIDED WITH SOME UNIQUE PRICING OR DISCOUNT.

"CURE TIME" MEANS THE LENGTH OF TIME THAT, PER THE ADHESIVE MANUFACTURER, THE WINDSHIELD ADHESIVE NEEDS TO CURE UNTIL THE WINDSHIELD CAN PROPERLY FUNCTION AS A SAFETY DEVICE PURSUANT TO THE FEDERAL MOTOR VEHICLE SAFETY STANDARDS AND THE VEHICLE MANUFACTURER'S SPECIFICATIONS.



Customer: JONES, KIARA

Job Number

2020 TOYOTA RAV4 Sport 4WD 4D UTV 6-3.5L Gasoline SFI WHITE

Estimate based on MOTOR CRASH ESTIMATING GUIDE and potentially other third party sources of data. Unless otherwise noted, (a) all items are derived from the Guide ARM8450, CCC Data Date 02/03/2020, and potentially other third party sources of data; and (b) the parts presented are OEM-parts. OEM parts are manufactured by or for the vehicle's Original Equipment Manufacturer (OEM) according to OEM's specifications for U.S. distribution. OEM parts are available at OE/Vehicle dealerships or the specified supplier. OPT OEM (Optional OEM) or ALT OEM (Alternative OEM) parts are OEM parts that may be provided by or through alternate sources other than the OEM vehicle dealerships with discounted pricing. Asterisk (*) or Double Asterisk (**) indicates that the parts and/or labor data provided by third party sources of data may have been modified or may have come from an alternate data source. Tilde sign (~) items indicate MOTOR Not-Included Labor operations. The symbol (<>) indicates the refinish operation WILL NOT be performed as a separate procedure from the other panels in the estimate. Non-Original Equipment Manufacturer aftermarket parts are described as Non OEM, A/M or NAGS. Used parts are described as LKQ, RCY, or USED. Reconditioned parts are described as Recond. Recored parts are described as Recore. NAGS Part Numbers and Benchmark Prices are provided by National Auto Glass Specifications. Labor operation times listed on the line with the NAGS information are MOTOR suggested labor operation times. NAGS labor operation times are not included. Pound sign (#) items indicate manual entries.

Some 2020 vehicles contain minor changes from the previous year. For those vehicles, prior to receiving updated data from the vehicle manufacturer, labor and parts data from the previous year may be used. The CCC ONE estimator has a list of applicable vehicles. Parts numbers and prices should be confirmed with the local dealership.

The following is a list of additional abbreviations or symbols that may be used to describe work to be done or parts to be repaired or replaced:

SYMBOLS FOLLOWING PART PRICE:

m=MOTOR Mechanical component. s=MOTOR Structural component. T=Miscellaneous Taxed charge category.
X=Miscellaneous Non-Taxed charge category.

SYMBOLS FOLLOWING LABOR:

D=Diagnostic labor category. E=Electrical labor category. F=Frame labor category. G=Glass labor category.
M=Mechanical labor category. S=Structural labor category. (numbers) 1 through 4=User Defined Labor Categories.

OTHER SYMBOLS AND ABBREVIATIONS:

Adj.=Adjacent. Algn.=Align. ALU=Aluminum. A/M=Aftermarket part. Blnd=Blend. BOR=Boron steel.
CAPA=Certified Automotive Parts Association. D&R=Disconnect and Reconnect. HSS=High Strength Steel.
HYD=Hydroformed Steel. Incl.=Included. LKQ=Like Kind and Quality. LT=Left. MAG=Magnesium. Non-Adj.=Non
Adjacent. NSF=NSF International Certified Part. O/H=Overhaul. Qty=Quantity. Refn=Refinish. Repl=Replace.
R&I=Remove and Install. R&R=Remove and Replace. Rpr=Repair. RT=Right. SAS=Sandwiched Steel.
Sect=Section. Subl=Sublet. UHS=Ultra High Strength Steel. N=Note(s) associated with the estimate line.

CCC ONE Estimating - A product of CCC Information Services Inc.

The following is a list of abbreviations that may be used in CCC ONE Estimating that are not part of the MOTOR CRASH ESTIMATING GUIDE:

BAR=Bureau of Automotive Repair. EPA=Environmental Protection Agency. NHTSA= National Highway
Transportation and Safety Administration. PDR=Paintless Dent Repair. VIN=Vehicle Identification Number.