

# Fund 11: Category 3 Projects

(TPC \$ and Schedule) based upon Final FY 2025-29 Five-Year Plan

Planning

Design

Construction

Closeout

- Existing infrastructure with BRE ≤ 75
- NEW Infrastructure
- Placeholder/Small Caps

Type of Improvement	Fiscal Year														
	2025	2026	2027	2028	2029	2030	2031	2032	2033	2034	2035	2036	2037	2038	2039
<i>Buildings &amp; Grounds</i>															
\$16.9M Security Upgrades & Enhancements															
\$15.1M Headquarters Operations Building															
<hr/>															
<i>Small Capital Improvement Project</i>															
\$64M Facility Mgmt, Small Capital Improvements															

# Fund 12: Category 1 Projects

(TPC \$ and Schedule) based upon Final FY 2025-29 Five-Year Plan



- Existing infrastructure with BRE ≥ 88; and/or
- In construction and/or mandated

Type of Improvement	Fiscal Year														
	2025	2026	2027	2028	2029	2030	2031	2032	2033	2034	2035	2036	2037	2038	2039
<i>Flood Protection</i>															
\$35.5M Lower Pen. Creek Improvements															
\$117.3M SF Bay Shoreline (EIA 11)															
<i>Water Resources Stewardship</i>															
\$8.9M Coyote 10B Freshwater Wetlands															

# Fund 12: Category 2 Projects

(TPC \$ and Schedule) based upon Final FY 2025-29 Five-Year Plan

Planning

Design

Construction

Closeout

- Existing infrastructure with BRE 76-87

Type of Improvement	Fiscal Year														
	2025	2026	2027	2028	2029	2030	2031	2032	2033	2034	2035	2036	2037	2038	2039
<i>Flood Protection</i>															
<div>\$107M</div> <div>Guadalupe River Capacity Restoration</div>															
<i>Water Resources Stewardship</i>															
<div>\$15.5M</div> <div>Calabazas/San Tomas Ck Marsh Connection</div>															

# Fund 12: Category 3 Projects

(TPC \$ and Schedule) based upon Final FY 2025-29 Five-Year Plan

Planning

Design

Construction

Closeout

- Existing infrastructure with BRE ≤ 75
- NEW Infrastructure
- Placeholder/Small Caps

Type of Improvement	Fiscal Year														
	2025	2026	2027	2028	2029	2030	2031	2032	2033	2034	2035	2036	2037	2038	2039
Flood Protection															
\$11.5M	Palo Alto Tide Gates														
\$136.6M	Berryessa Creek (Phases 1 and 2)*														
*Schedule displayed here is for Phases 1 through 3 of the Berryessa Creek project															
Water Resources Stewardship															
\$5.7M	Pond A4 (Phase 1)														
Placeholder Projects															
\$13.7M	Stevens Creek Fish Passage Const/Moffett Ave (FAHCE)														
\$49.7M	Berryessa Creek (Phase 3) Construction														
\$27.9M**	Ogier Ponds Construction														
**In addition to the \$27.9M shown here in Fund 12, the Ogier Ponds Project has \$13.8M in Fund 26. Fund 61 also includes planned funding for Ogier Ponds in the amount of \$77.9M, which includes placeholder project dollars of \$27.9 and \$50M earmarked in ADSRP for project mitigation.															
Small Capital Improvements															
\$304.4M	WARP														

Attachment 2

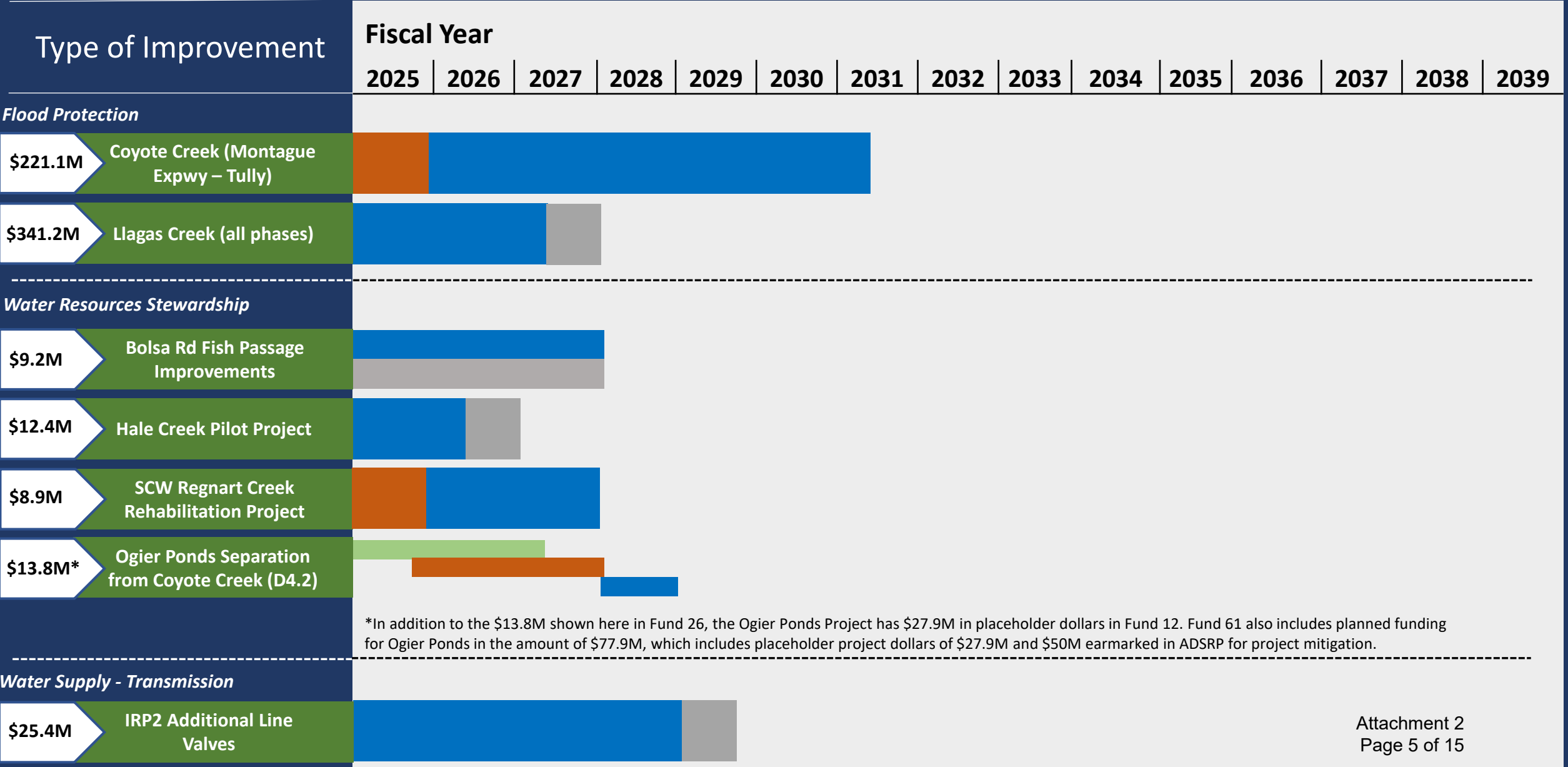
Page 4 of 15

# Fund 26: Category 1 Projects

(TPC \$ and Schedule) based upon Final FY 2025-29 Five-Year Plan



- Existing infrastructure with BRE ≥ 88; and/or
- In construction and/or mandated

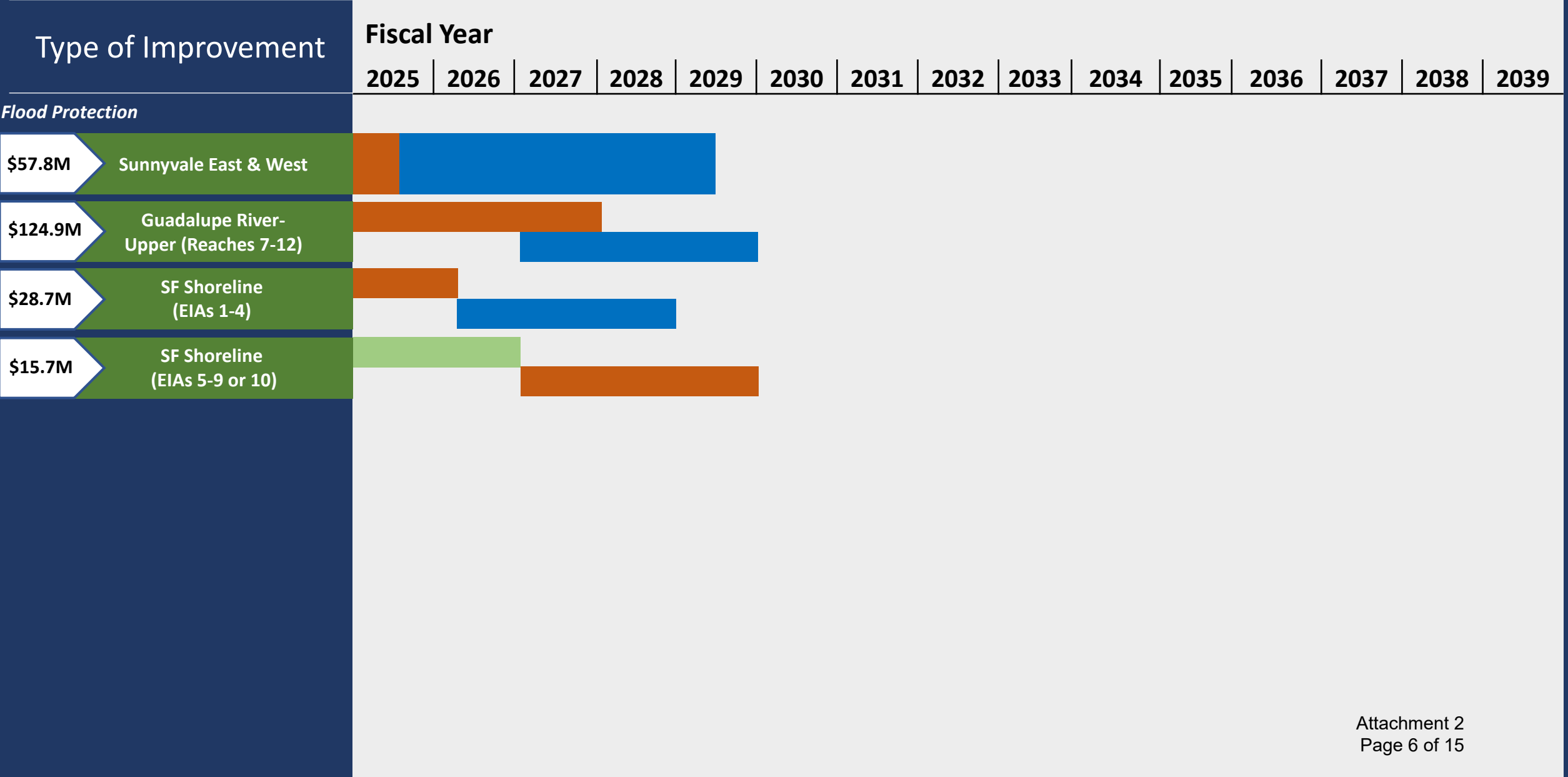


# Fund 26: Category 2 Projects

(TPC \$ and Schedule) based upon Final FY 2025-29 Five-Year Plan



• Existing infrastructure with BRE 76-87

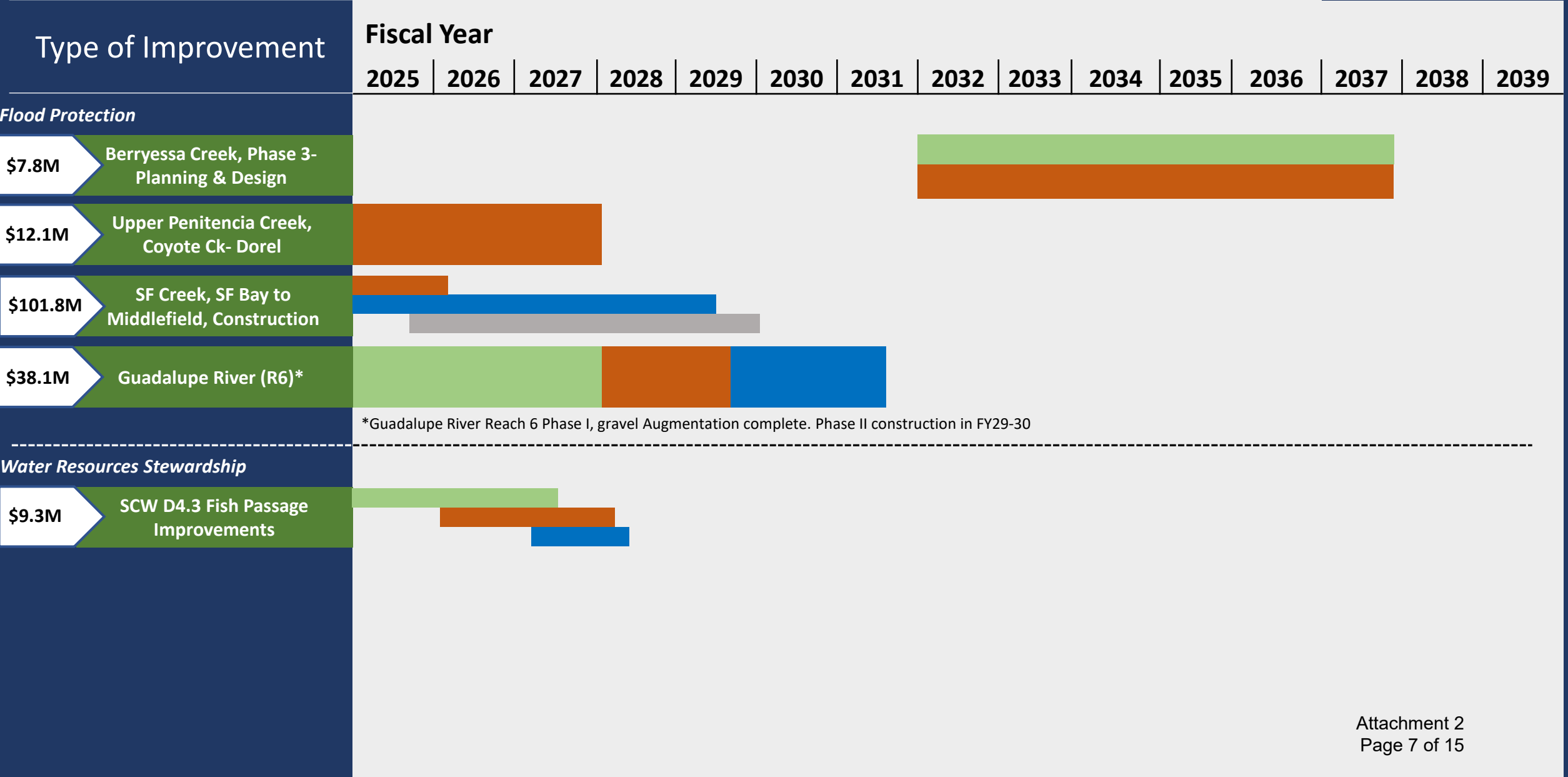


# Fund 26: Category 3 Projects

(TPC \$ and Schedule) based upon Final FY 2025-29 Five-Year Plan



- Existing infrastructure with BRE ≤ 75
- NEW Infrastructure
- Placeholder/Small Caps

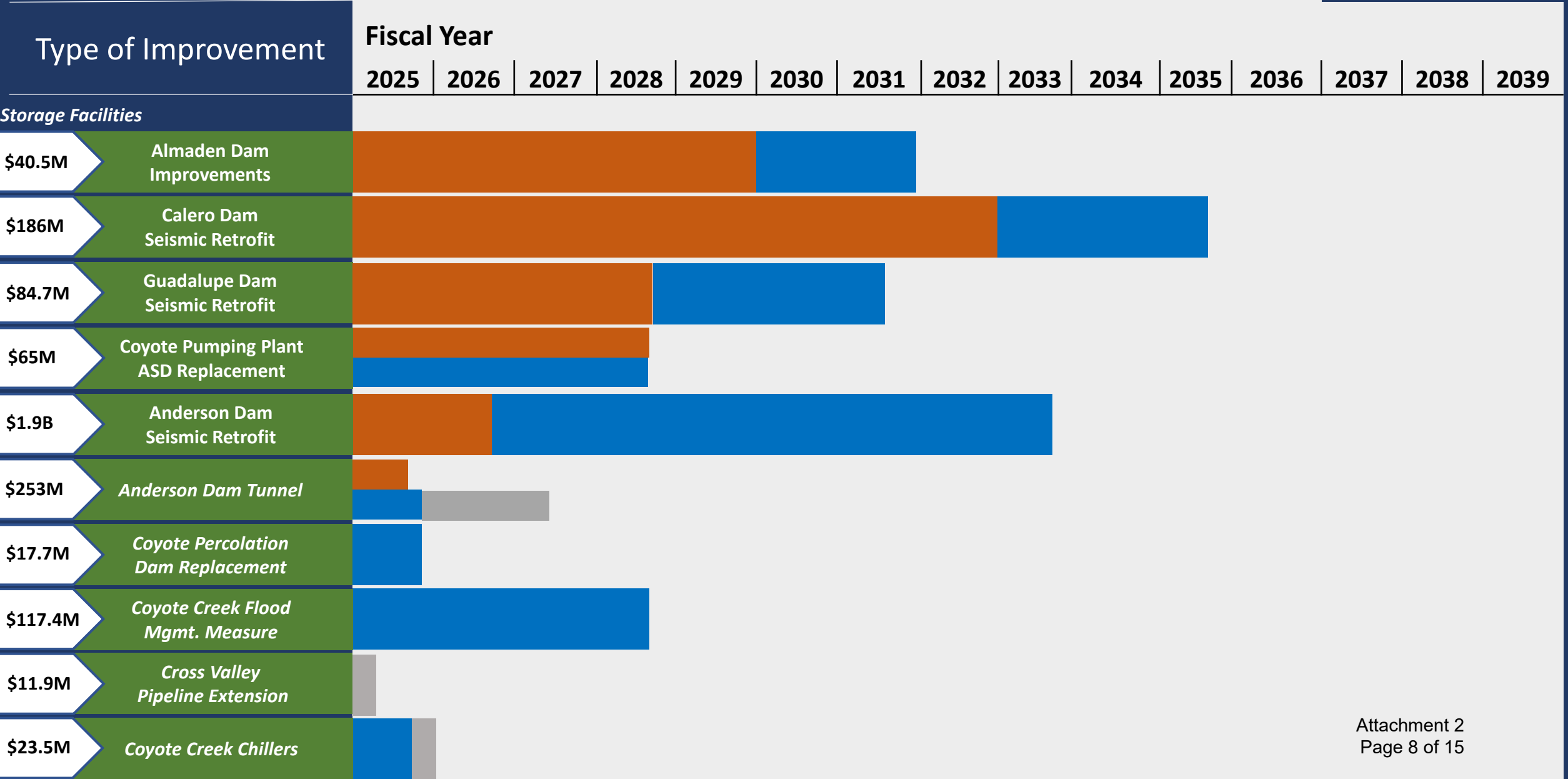


# Fund 61: Category 1 Projects

(TPC \$ and Schedule) based upon Final FY 2025-29 Five-Year Plan



- Existing infrastructure with BRE ≥ 88; and/or
- In construction and/or mandated



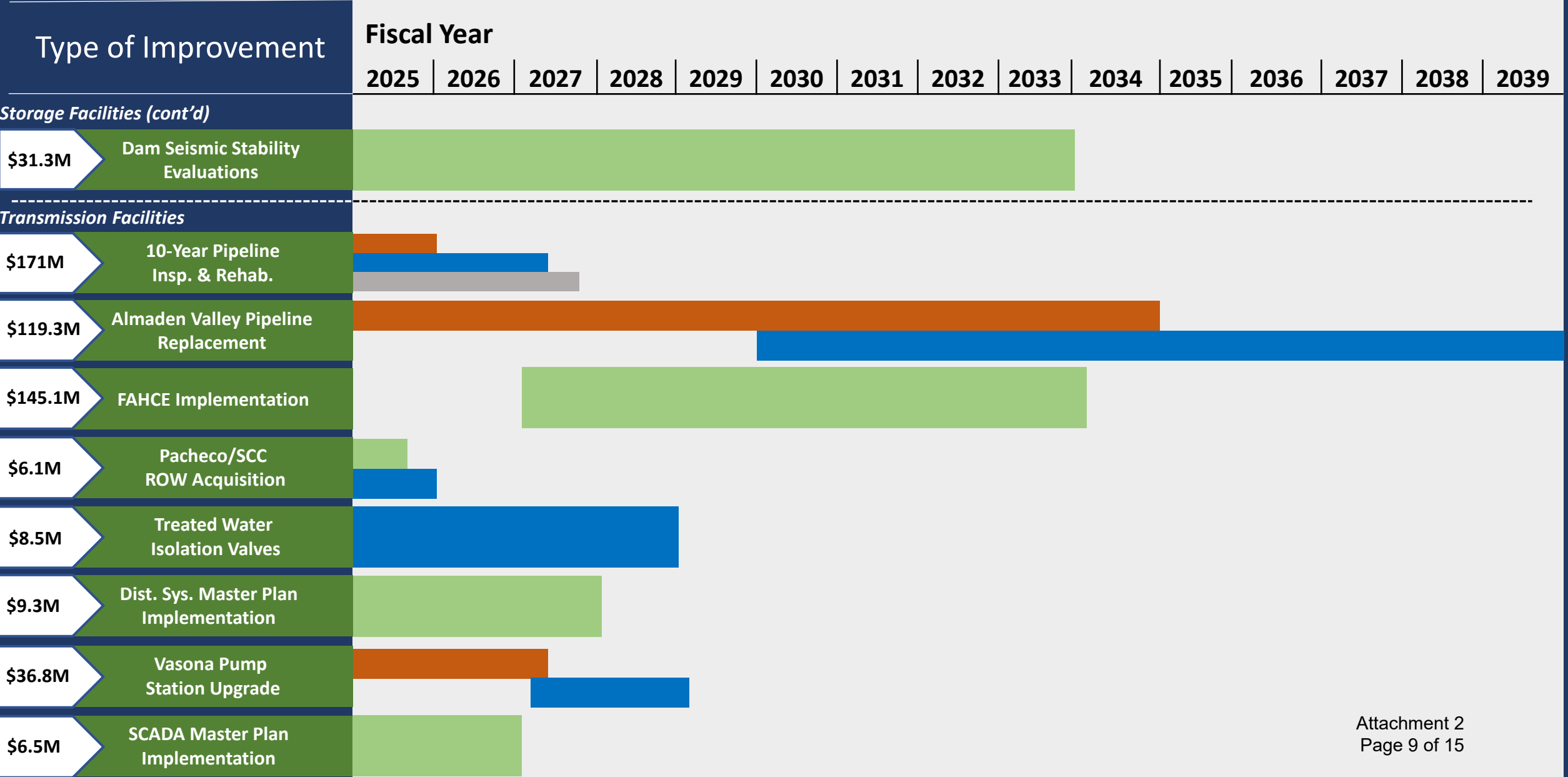


# Fund 61: Category 1 Projects

(TPC \$ and Schedule) based upon Final FY 2025-29 Five-Year Plan



- Existing infrastructure with BRE ≥ 88; and/or
- In construction and/or mandated

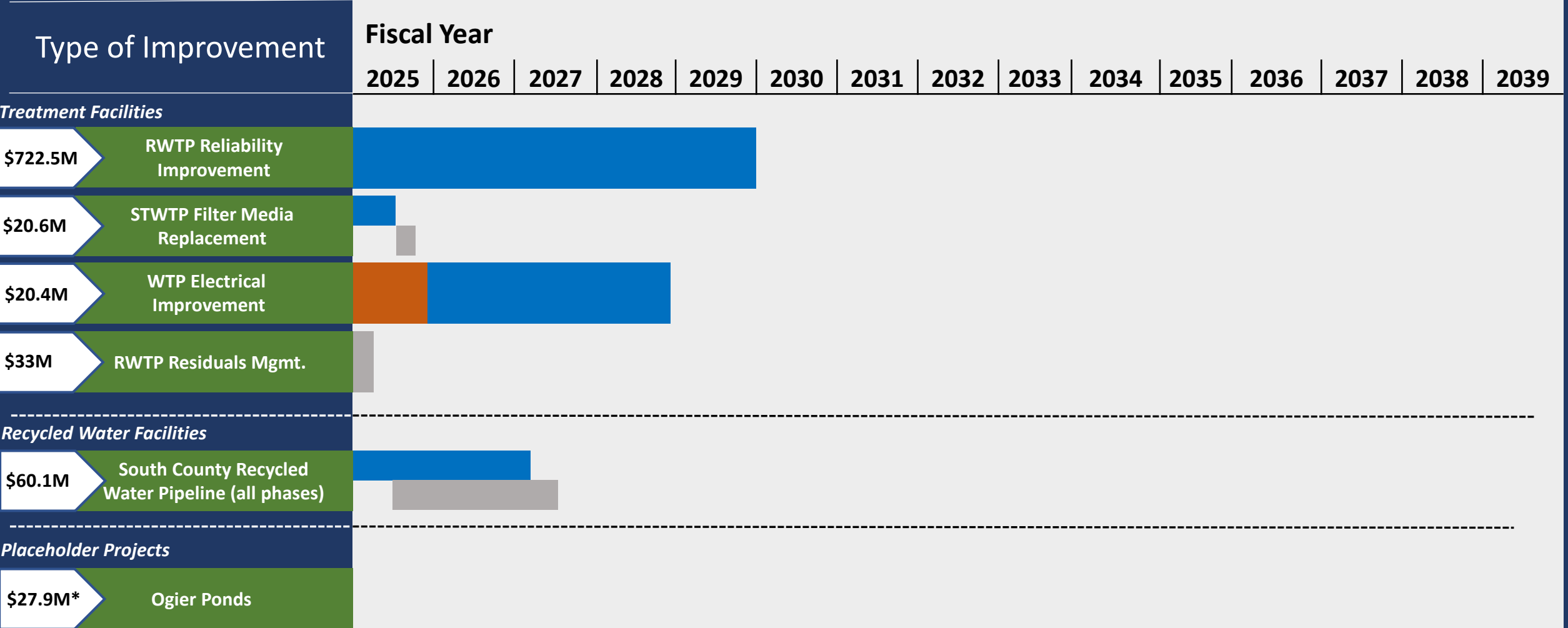


# Fund 61: Category 1 Projects

(TPC \$ and Schedule) based upon Final FY 2025-29 Five-Year Plan



- Existing infrastructure with BRE ≥ 88; and/or
- In construction and/or mandated



\*In addition to the \$27.9M shown here in Fund 61, the Ogier Ponds Project has \$13.8M in Fund 26. In Addition to this placeholder project, Fund 61 includes planned funding for Ogier Ponds in the amount of \$50M earmarked in ADSRP for project mitigation.

# Fund 61: Category 2 Projects

(TPC \$ and Schedule) based upon Final FY 2025-29 Five-Year Plan

Planning

Design

Construction

Closeout

- Existing infrastructure with BRE 76-87

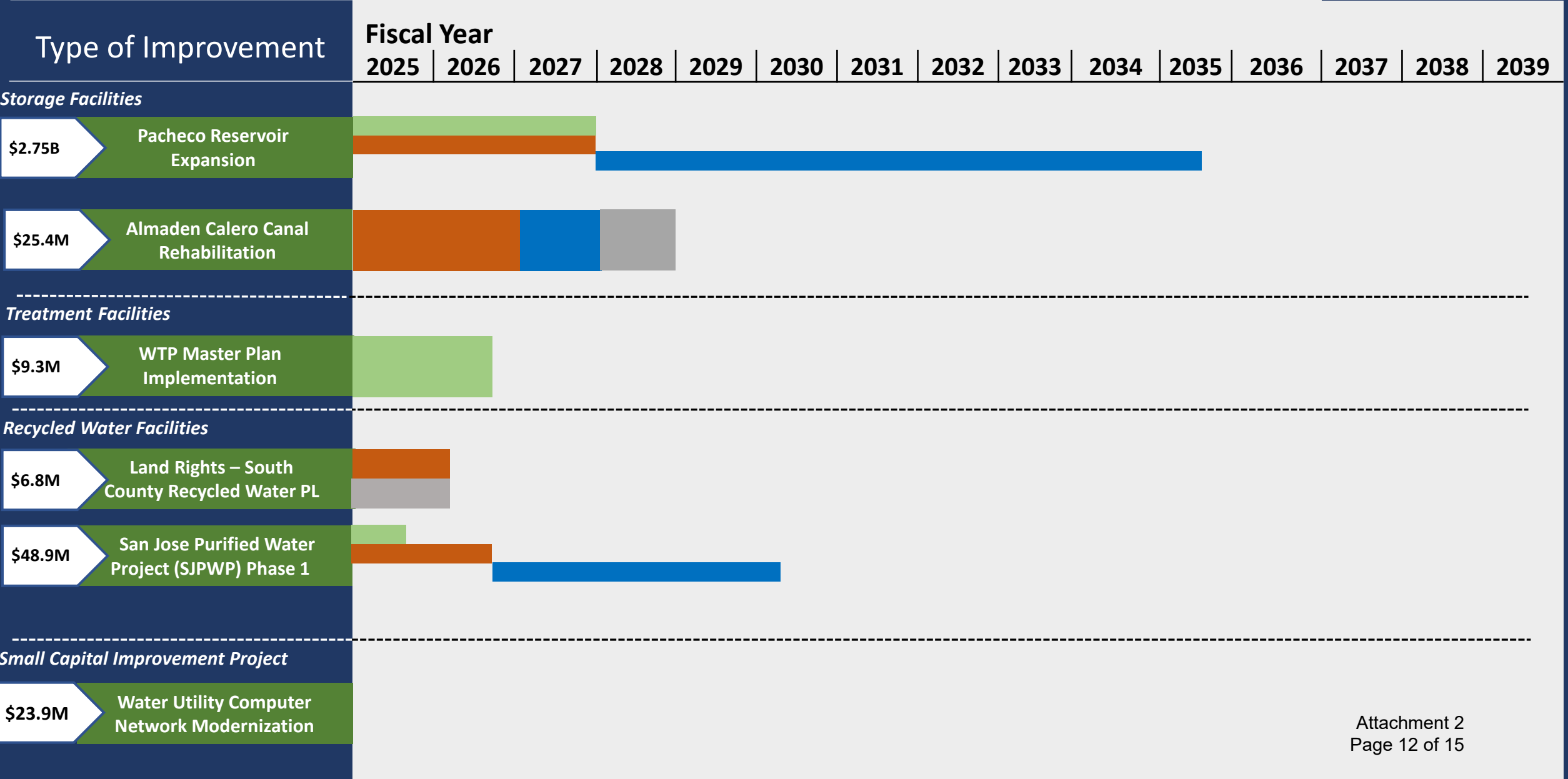
Type of Improvement	Fiscal Year														
	2025	2026	2027	2028	2029	2030	2031	2032	2033	2034	2035	2036	2037	2038	2039
<i>Treatment Facilities</i>															
\$41.5M PWTP Residuals Mgmt.															
\$6.9M RWTP Ammonia Storage & Metering															
<i>Transmission Facilities</i>															
\$10.4M SMPIP Improvements - Phase 1															

# Fund 61: Category 3 Projects

(TPC \$ and Schedule) based upon Final FY 2025-29 Five-Year Plan



- Existing infrastructure with BRE ≤ 75
- NEW Infrastructure
- Placeholder/Small Caps



# Fund 61: Category 3 Projects

(TPC \$ and Schedule) based upon Final FY 2025-29 Five-Year Plan

Planning

Design

Construction

Closeout

- Existing infrastructure with BRE ≤ 75
- NEW Infrastructure
- Placeholder/Small Caps

Type of Improvement	Fiscal Year													
	2025	2026	2027	2028	2029	2030	2031	2032	2033	2034	2035	2036	2037	2038
Small Capital Improvement Projects														
\$79.7M San Felipe (Reaches 1-3)														
\$14.8M Raw Water Transmission														
\$1.27M Treated Water Transmission														
\$60.7M Water Treatment														
Placeholder Projects														
\$20M WS Habitat Enhancements														

Attachment 2  
Page 13 of 15

## (TPC \$ and Schedule) based upon Final FY 2025-29 Five-Year Plan

## Closeout

- Attachment 2  
Page 14 of 15

# Fund 73: Category 3 Projects

(TPC \$ and Schedule) based upon Final FY 2025-29 Five-Year Plan

Planning

Design

Construction

Closeout

- Existing infrastructure with BRE ≤ 75
- NEW Infrastructure
- Placeholder/Small Caps

Type of Improvement	Fiscal Year													
	2025	2026	2027	2028	2029	2030	2031	2032	2033	2034	2035	2036	2037	2038
Small Capital Improvement Project														
\$20.8M Software Upgrades & Enhancements														

THIS PAGE INTENTIONALLY LEFT BLANK