

Fund 11: Category 3 Projects

(TPC \$ and Schedule) based upon Final FY 2025-29 Five-Year Plan

Planning

Design

Construction

Closeout

- Existing infrastructure with BRE ≤ 75
- NEW Infrastructure
- Placeholder/Small Caps

Type of Improvement

Fiscal Year

2025 | 2026 | 2027 | 2028 | 2029 | 2030 | 2031 | 2032 | 2033 | 2034 | 2035 | 2036 | 2037 | 2038 | 2039

Buildings & Grounds



Small Capital Improvement Project



Fund 12: Category 1 Projects

(TPC \$ and Schedule) based upon Final FY 2025-29 Five-Year Plan

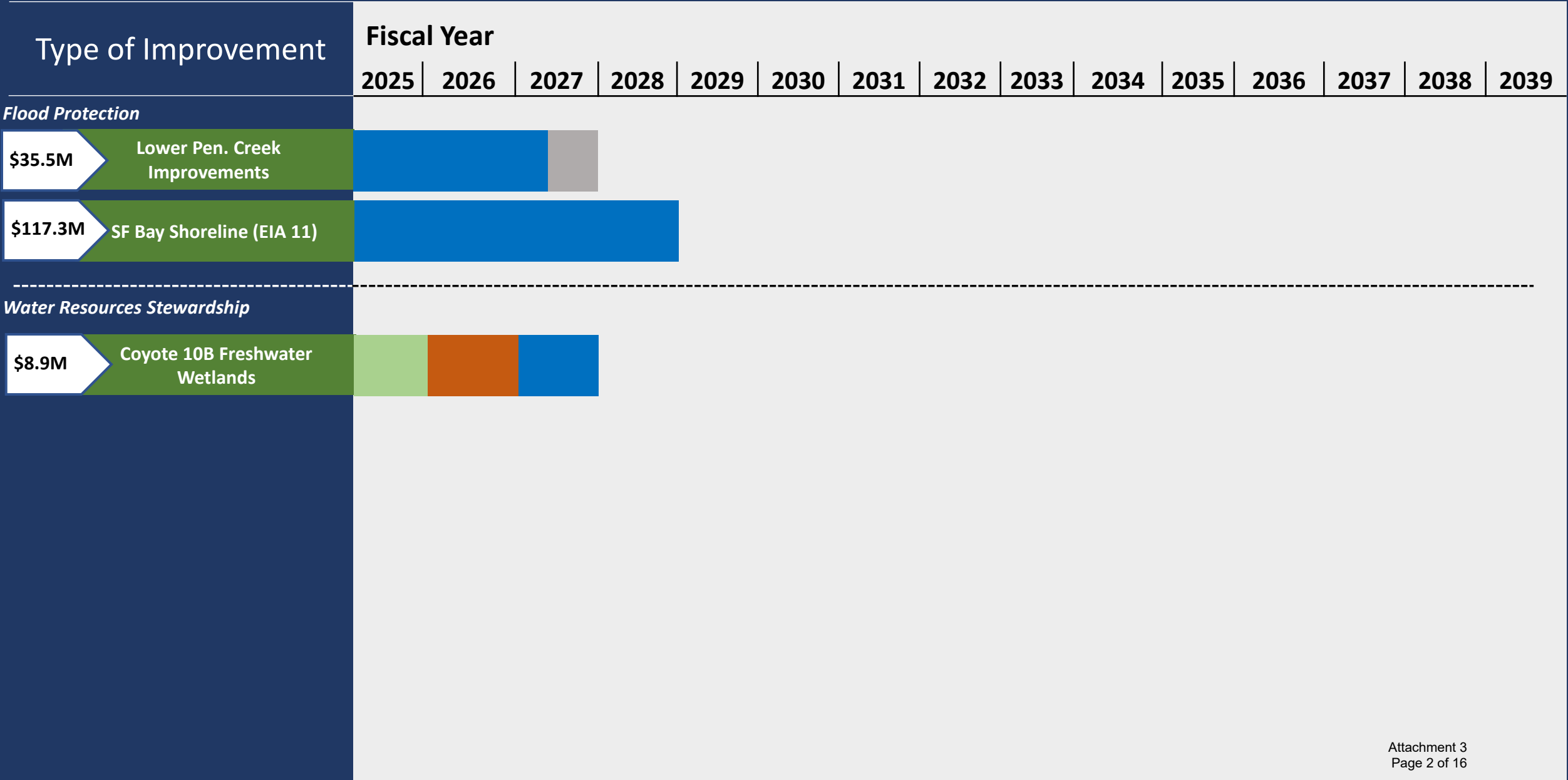
Planning

Design

Construction

Closeout

- Existing infrastructure with BRE ≥ 88; and/or
- In construction and/or mandated



Fund 12: Category 2 Projects

(TPC \$ and Schedule) based upon Final FY 2025-29 Five-Year Plan

Planning

Design

Construction

Closeout

- Existing infrastructure with BRE 76-87

Type of Improvement	Fiscal Year														
	2025	2026	2027	2028	2029	2030	2031	2032	2033	2034	2035	2036	2037	2038	2039
<i>Flood Protection</i>															
\$107M Guadalupe River Capacity Restoration															
<hr style="border-top: 1px dashed black;"/>															
<i>Water Resources Stewardship</i>															
\$15.5M Calabazas/San Tomas Ck Marsh Connection															

Fund 12: Category 3 Projects

(TPC \$ and Schedule) based upon Final FY 2025-29 Five-Year Plan



- Existing infrastructure with BRE ≤ 75
- NEW Infrastructure
- Placeholder/Small Caps

Type of Improvement

Fiscal Year

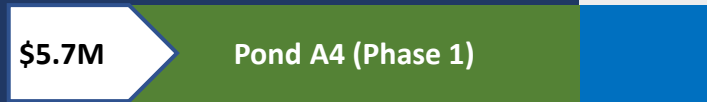
2025 | 2026 | 2027 | 2028 | 2029 | 2030 | 2031 | 2032 | 2033 | 2034 | 2035 | 2036 | 2037 | 2038 | 2039

Flood Protection

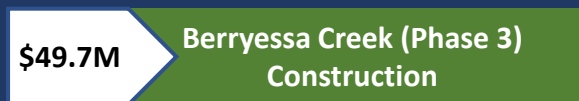


*Schedule displayed here is for Phases 1 through 3 of the Berryessa Creek project

Water Resources Stewardship



Placeholder Projects



**In addition to the \$27.9M shown here in Fund 12, the Ogier Ponds Project has \$13.8M in Fund 26. Fund 61 also includes planned funding for Ogier Ponds in the amount of \$77.9M, which includes placeholder project dollars of \$27.9 and \$50M earmarked in ADSRP for project mitigation.

Small Capital Improvements



Fund 26: Category 1 Projects

(TPC \$ and Schedule) based upon Final FY 2025-29 Five-Year Plan



- Existing infrastructure with BRE ≥ 88; and/or
- In construction and/or mandated

Type of Improvement

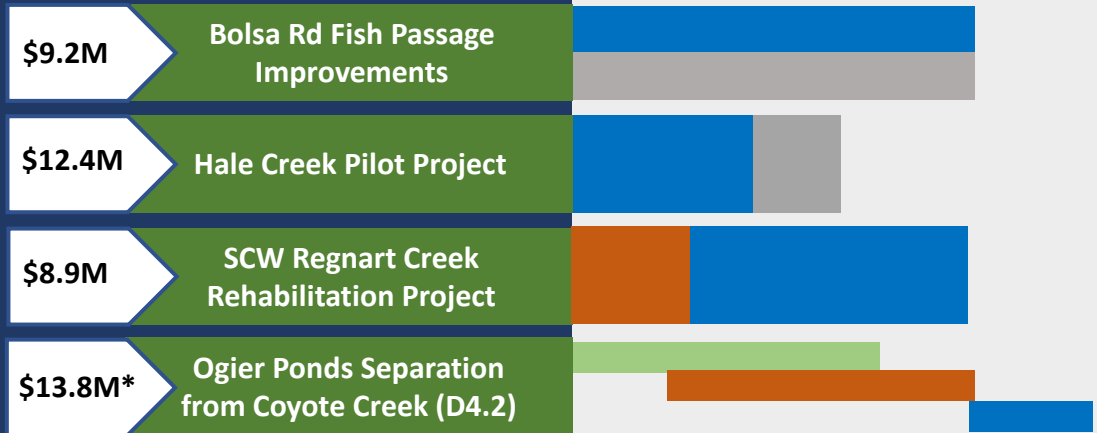
Fiscal Year

2025 | 2026 | 2027 | 2028 | 2029 | 2030 | 2031 | 2032 | 2033 | 2034 | 2035 | 2036 | 2037 | 2038 | 2039

Flood Protection



Water Resources Stewardship



*In addition to the \$13.8M shown here in Fund 26, the Ogier Ponds Project has \$27.9M in placeholder dollars in Fund 12. Fund 61 also includes planned funding for Ogier Ponds in the amount of \$77.9M, which includes placeholder project dollars of \$27.9M and \$50M earmarked in ADSRP for project mitigation.

Water Supply - Transmission



Fund 26: Category 2 Projects

(TPC \$ and Schedule) based upon Final FY 2025-29 Five-Year Plan

Planning

Design

Construction

Closeout

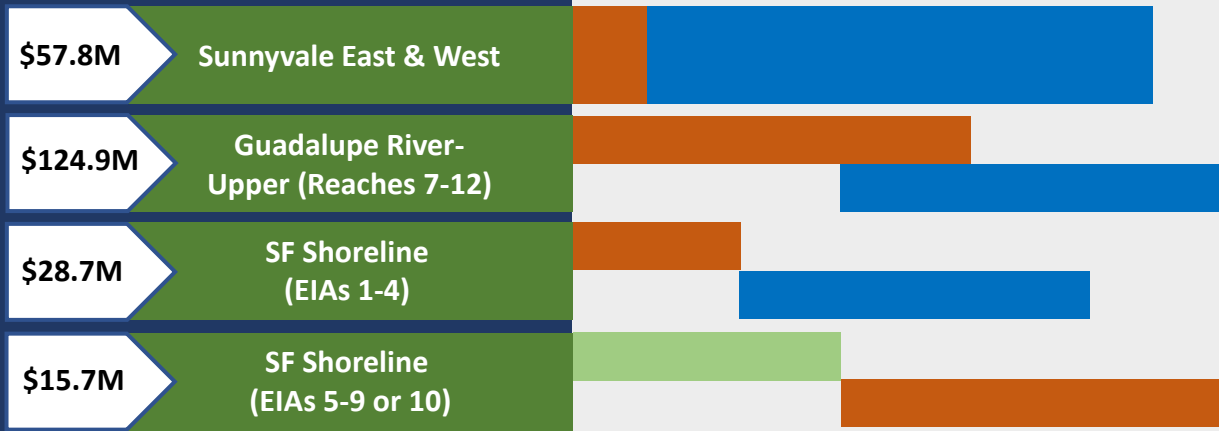
• Existing infrastructure with BRE 76-87

Type of Improvement

Fiscal Year

2025 | 2026 | 2027 | 2028 | 2029 | 2030 | 2031 | 2032 | 2033 | 2034 | 2035 | 2036 | 2037 | 2038 | 2039

Flood Protection



Fund 26: Category 3 Projects

(TPC \$ and Schedule) based upon Final FY 2025-29 Five-Year Plan

Planning

Design

Construction

Closeout

- Existing infrastructure with BRE ≤ 75
- NEW Infrastructure
- Placeholder/Small Caps

Type of Improvement

Fiscal Year

2025 | 2026 | 2027 | 2028 | 2029 | 2030 | 2031 | 2032 | 2033 | 2034 | 2035 | 2036 | 2037 | 2038 | 2039

Flood Protection

\$7.8M Berryessa Creek, Phase 3-
Planning & Design



\$12.1M Upper Penitencia Creek,
Coyote Ck- Dorel



\$101.8M SF Creek, SF Bay to
Middlefield, Construction



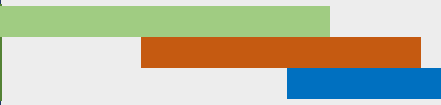
\$38.1M Guadalupe River (R6)*



*Guadalupe River Reach 6 Phase I, gravel Augmentation complete. Phase II construction in FY29-30

Water Resources Stewardship

\$9.3M SCW D4.3 Fish Passage
Improvements



Fund 61: Category 1 Projects

(TPC \$ and Schedule) based upon Final FY 2025-29 Five-Year Plan



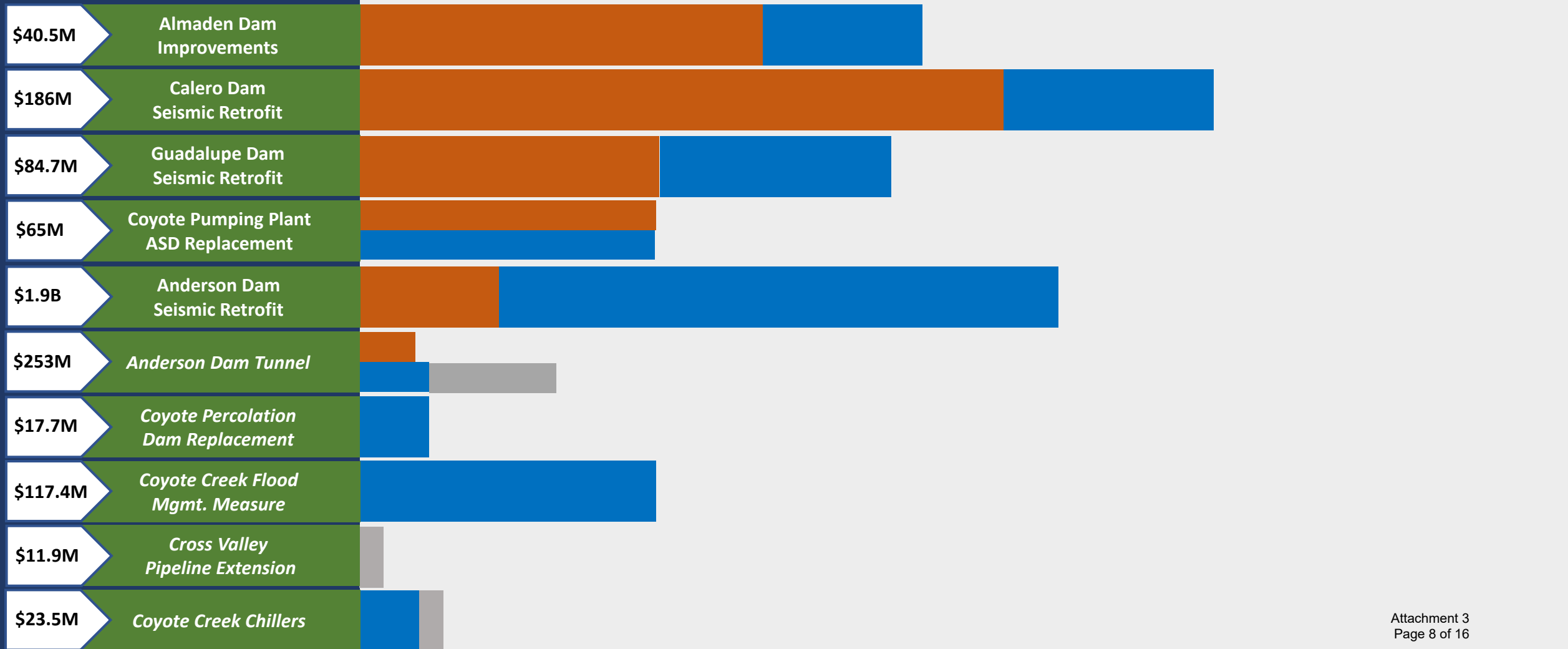
- Existing infrastructure with BRE ≥ 88; and/or
- In construction and/or mandated

Type of Improvement

Fiscal Year

2025 | 2026 | 2027 | 2028 | 2029 | 2030 | 2031 | 2032 | 2033 | 2034 | 2035 | 2036 | 2037 | 2038 | 2039

Storage Facilities



Fund 61: Category 1 Projects

(TPC \$ and Schedule) based upon Final FY 2025-29 Five-Year Plan



- Existing infrastructure with BRE ≥ 88; and/or
- In construction and/or mandated

Type of Improvement

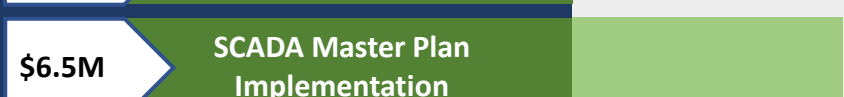

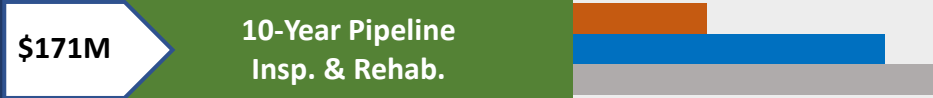
Fiscal Year

2025 | 2026 | 2027 | 2028 | 2029 | 2030 | 2031 | 2032 | 2033 | 2034 | 2035 | 2036 | 2037 | 2038 | 2039

Storage Facilities (cont'd)



Transmission Facilities



Fund 61: Category 1 Projects

(TPC \$ and Schedule) based upon Final FY 2025-29 Five-Year Plan

Planning

Design

Construction

Closeout


- Existing infrastructure with BRE ≥ 88; and/or
- In construction and/or mandated

Type of Improvement

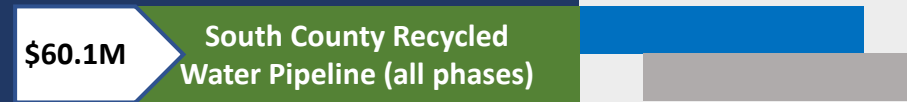
Fiscal Year

2025 | 2026 | 2027 | 2028 | 2029 | 2030 | 2031 | 2032 | 2033 | 2034 | 2035 | 2036 | 2037 | 2038 | 2039

Treatment Facilities



Recycled Water Facilities



Placeholder Projects



*In addition to the \$27.9M shown here in Fund 61, the Ogier Ponds Project has \$13.8M in Fund 26. In Addition to this placeholder project, Fund 61 includes planned funding for Ogier Ponds in the amount of \$50M earmarked in ADSRP for project mitigation.

Fund 61: Category 2 Projects

(TPC \$ and Schedule) based upon Final FY 2025-29 Five-Year Plan

Planning

Design

Construction

Closeout

• Existing infrastructure with BRE 76-87

Type of Improvement

Fiscal Year

2025 | 2026 | 2027 | 2028 | 2029 | 2030 | 2031 | 2032 | 2033 | 2034 | 2035 | 2036 | 2037 | 2038 | 2039

Treatment Facilities



Transmission Facilities



Fund 61: Category 3 Projects

(TPC \$ and Schedule) based upon Final FY 2025-29 Five-Year Plan



- Existing infrastructure with BRE ≤ 75
- NEW Infrastructure
- Placeholder/Small Caps

Type of Improvement

Fiscal Year

2025 | 2026 | 2027 | 2028 | 2029 | 2030 | 2031 | 2032 | 2033 | 2034 | 2035 | 2036 | 2037 | 2038 | 2039

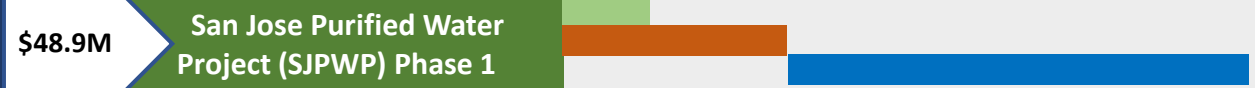
Storage Facilities



Treatment Facilities



Recycled Water Facilities



Small Capital Improvement Project



Fund 61: Category 3 Projects

(TPC \$ and Schedule) based upon Final FY 2025-29 Five-Year Plan

Planning

Design

Construction

Closeout

- Existing infrastructure with BRE ≤ 75
- NEW Infrastructure
- Placeholder/Small Caps

Type of Improvement

Fiscal Year

2025 | 2026 | 2027 | 2028 | 2029 | 2030 | 2031 | 2032 | 2033 | 2034 | 2035 | 2036 | 2037 | 2038 | 2039

Small Capital Improvement Projects

\$79.7M San Felipe (Reaches 1-3)

\$14.8M Raw Water Transmission

\$1.27M Treated Water Transmission

\$60.7M Water Treatment

Placeholder Projects

\$20M WS Habitat Enhancements

Fund 73: Category 1 Projects

(TPC \$ and Schedule) based upon Final FY 2025-29 Five-Year Plan

Planning

Design

Construction

Closeout

- Existing infrastructure with BRE ≥ 88; and/or
- In construction and/or mandated

Type of Improvement	Fiscal Year														
	2025	2026	2027	2028	2029	2030	2031	2032	2033	2034	2035	2036	2037	2038	2039
<i>Information Technology</i>															
\$2.6M IT Disaster Recovery															
\$1.3M Data Consolidation															

Fund 73: Category 3 Projects

(TPC \$ and Schedule) based upon Final FY 2025-29 Five-Year Plan

Planning

Design

Construction

Closeout

- Existing infrastructure with BRE ≤ 75
- NEW Infrastructure
- Placeholder/Small Caps

Type of Improvement

Fiscal Year

2025 | 2026 | 2027 | 2028 | 2029 | 2030 | 2031 | 2032 | 2033 | 2034 | 2035 | 2036 | 2037 | 2038 | 2039

Small Capital Improvement Project

\$20.8M Software Upgrades & Enhancements

--	--	--	--	--	--	--	--	--	--	--	--	--	--	--	--	--	--

THIS PAGE INTENTIONALLY LEFT BLANK