

# Watersheds - Operations and Maintenance Report

October 9<sup>th</sup> – October 22<sup>nd</sup>, 2021

## Projects and Permit Process Status

This report provides a holistic view of Watersheds O&M Division operations, including stream Maintenance Program (SMP) activities and work underway or performed on both Water Utility Facilities and other maintenance activities that are not permitted under SMP.

As required under the Stream Maintenance Program permitting, Valley Water submitted its annual Notice of Proposed Work (NPW) on April 15, 2021. As of July 29, 2021, complete agency approvals have been received for 28 bank stabilization, sediment removal and animal damage management projects and 104 vegetation management projects.

Schedule extensions were requested and granted by the relevant regulatory agencies to allow Valley Water to work past the October 15<sup>th</sup> in channel work season. In response to the recent storm activity, most in-channel construction activities have now concluded.

**Work Status: The following includes select projects and work activities either completed and/or ongoing during this reporting period.**

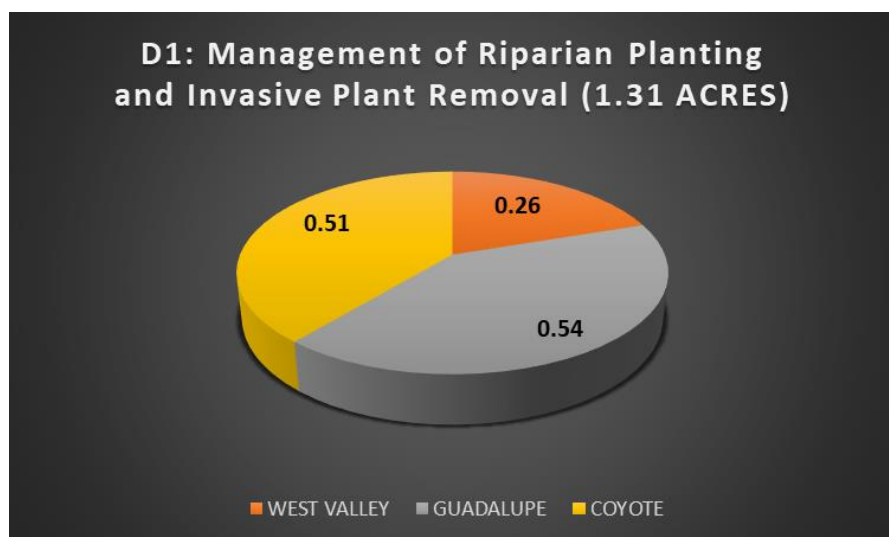
WORK TYPE	LOCATION	MUNICIPALITY	DISTRICT (DIRECTOR)	STATUS
Sediment removal	San Tomas Aquino Creek, from Agnew Road to Mission College Boulevard	Santa Clara	3 (Santos)	Completed 10/15/21
Bank (levee) protection – rodent control	Guadalupe River upstream of Gold Street	San Jose	3 (Santos)	Completed 10/15/21 (started 10/13/21)
Sediment removal	Permanente Creek upstream of Eastwood Drive	Los Altos	7 (Kremen)	Completed 10/19/21 (started 10/12/21)
Bank protection	*Saratoga Creek upstream of Pruneridge Avenue	Santa Clara	5 (Hsueh)	Completed 10/22/21

October 9<sup>th</sup> – October 22<sup>nd</sup>, 2021

Bank protection	*Lower Penitencia Creek at Great Mall Parkway	Milpitas	3 (Santos)	Ongoing; started 07/06/21
Sediment removal	*San Tomas Aquino Creek, from Great America Parkway to Tasman Drive	Santa Clara	3 (Santos)	Completed 10/22/21
Bank protection	*Thompson Creek at Everdale Drive	San Jose	1 (Varela)	Ongoing; started 09/28/21
Log Boom Winch Installation	Anderson Dam	County	1 (Varela)	Ongoing; started 04/15/21
Culvert replacements	CFI/CFO (Santa Clara Conduit)	San Benito County	N/A	Completed 10/22/21

\* Additional winterization work is being conducted at some of the project sites following the 10/24/2021 storm event

## Safe Clean Water Priority D1: Management of Riparian Planting and Invasive Plant Removal



1. Maintain a minimum of 300 acres of riparian planting projects annually to meet regulatory requirements and conditions.

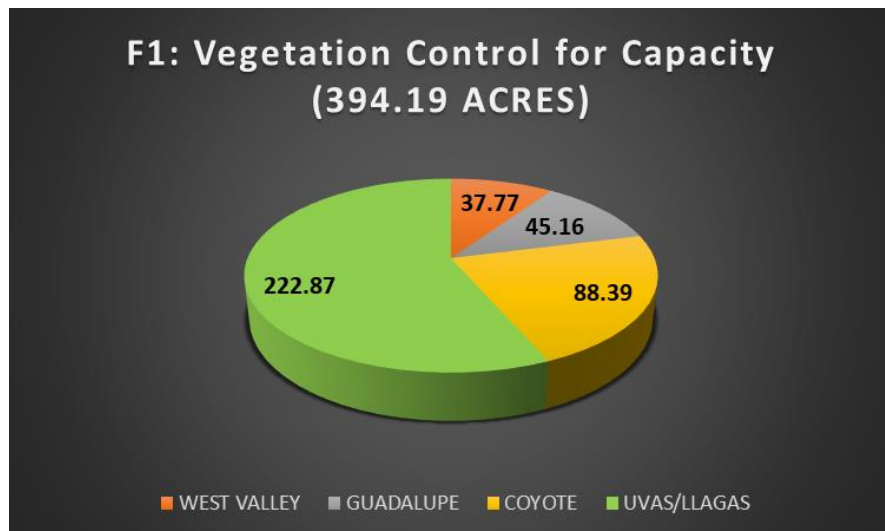
2. Maintain a minimum of 200 acres of invasive plant management projects annually to meet regulatory requirements and condition.

3. Remove 25 acres of Arundo donax throughout the county over a 15-year period.

The chart at left shows the work completed between October 9 – October 22, 2021

October 9<sup>th</sup> – October 22<sup>nd</sup>, 2021

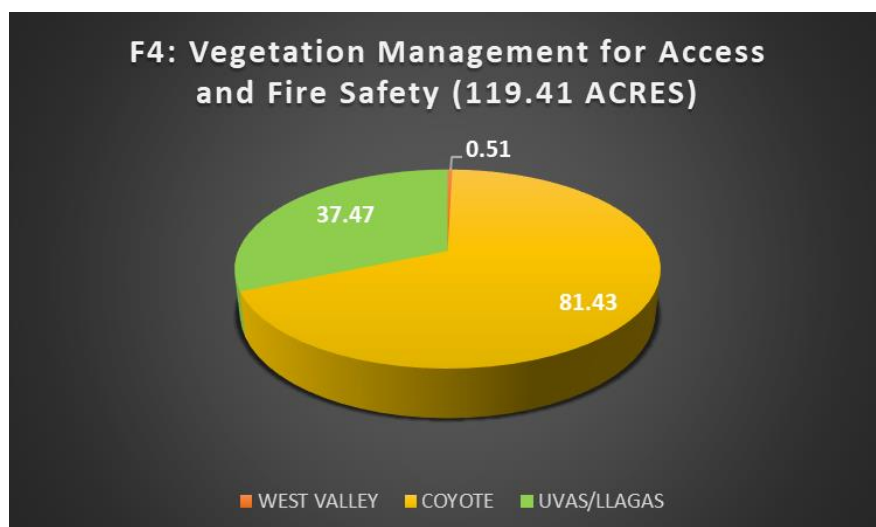
## Safe Clean Water Priority F1: Vegetation Control for Capacity



Maintain completed flood protection projects for flow conveyance.

The chart at left shows the work completed between October 9 – October 22, 2021

## Safe Clean Water Priority F4: Vegetation Management for Access and Fire Safety

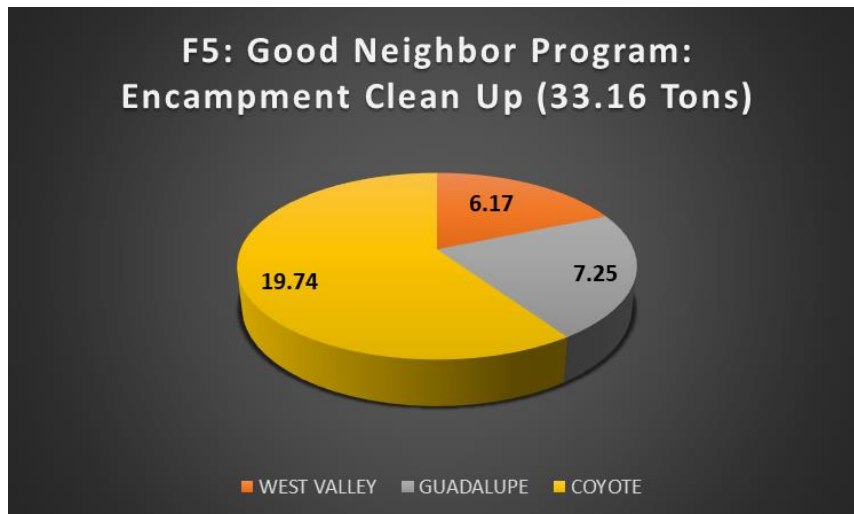


Provide vegetation management for access and fire risk reduction along levee, property lines and maintenance roads, over a 15-year period.

The chart at left shows the work completed between October 9 – October 22, 2021

October 9<sup>th</sup> – October 22<sup>nd</sup>, 2021

## Safe Clean Water Priority F5: Good Neighbor Program: Encampment Clean Up

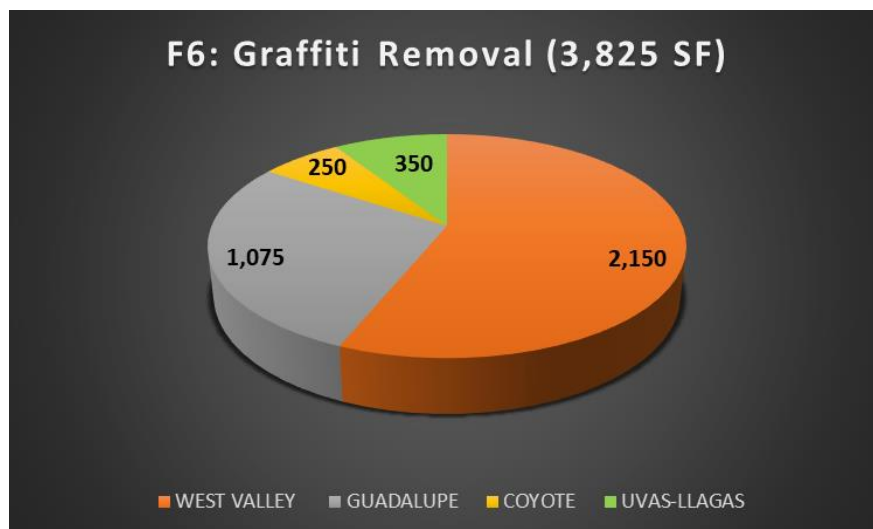


1. Perform 300 annual cleanups to reduce the amount of trash and pollutants entering streams.

2. Provide up to \$500,000 per year in cost-share with local agencies for services related to encampment cleanups, including services supporting staff safety, discouraging re-encampments along waterways, or addressing the homelessness crisis with the goal of reducing the need for encampment cleanups.

The chart at left shows the work completed between October 9 – October 22, 2021

## Safe Clean Water Priority F6: Graffiti and Litter Removal and Public Art



1. Cleanup identified trash and graffiti hotspots at approximately 80 sites four (4) times per year.

2. Respond to requests on litter or graffiti cleanup within five (5) working days.

3. Provide up to \$1.5 million over 15 years to implement public art projects on Valley Water property and infrastructure.

The chart at left shows the work completed between October 9 – October 22, 2021

It does not include encampment generated trash and debris.

The information in this report has been provided by Valley Water staff for Watersheds O&M work between October 9 and October 22, 2021. As information is gathered, some of the data reported here may change.

For questions or further information, please contact Sue Tippets, Interim Chief Operating Officer Watersheds, at (408) 630-2253.